

## SPO30CM/B/TH

### FEATURES

Rigorously tested for decades of use

Exceptional support from our Customer Care team in Madison

Combines microwave, convection, and broil technologies to provide all-in-one oven versatility

Assures predictably delicious results with 10 microwave power levels, convenient quick-start modes, and an intuitive Gourmet mode


Provides more cooking power than a traditional microwave with the help of convection and broil

Fits a 9-by-13 pan in the 1.6 cubic feet, stainless-steel interior

Frees up counter space with efficient drop-down door design

Micro Bake and Micro Roast modes reduce or completely eliminate preheat times

Coordinates with other Wolf built-in ovens and appliances with various handle and trim options



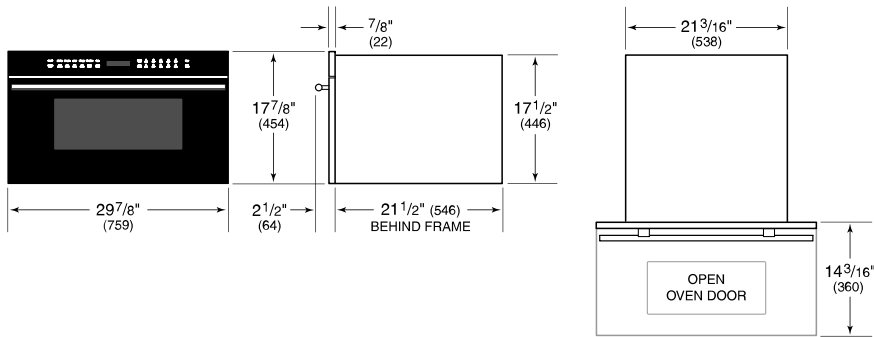


PRODUCT SPECIFICATIONS

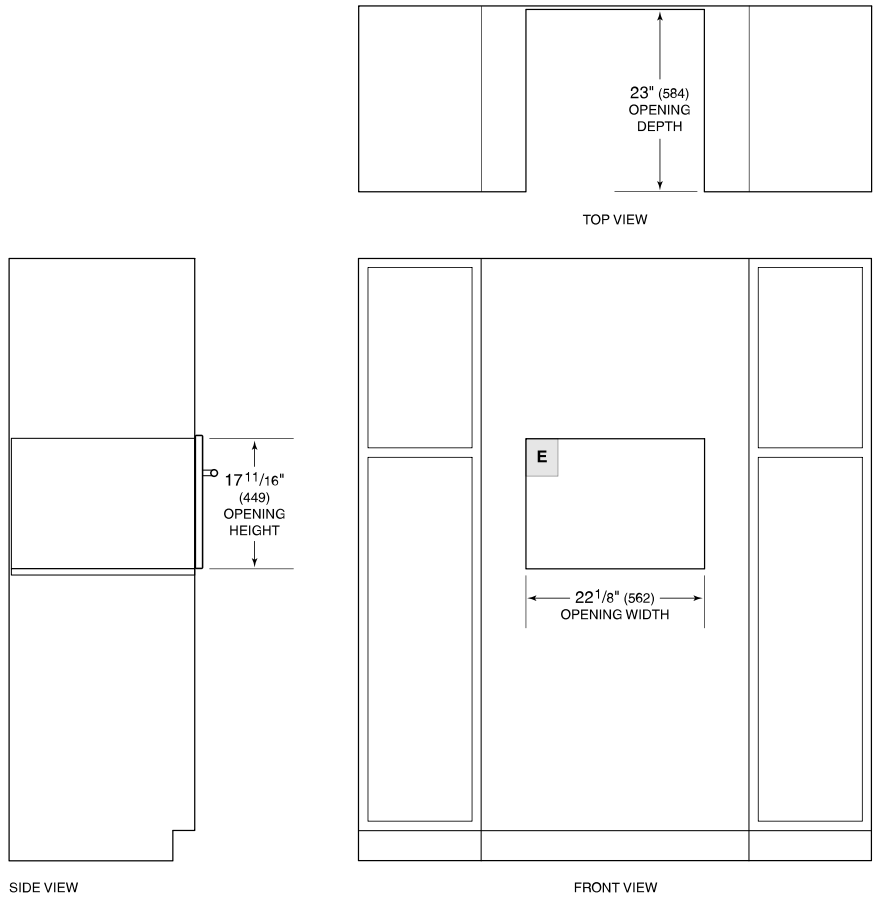
Model	SPO30CM/B/TH
Dimensions	29 7/8"W x 17 7/8"H x 21 1/2"D
Capacity	1.6 cu. ft.
Door Clearance	14 3/16"
Weight	80 lbs
Power Cord Length	6 Feet
Receptacle	NEMA 6-20R grounding type

**NOTE:** Dimensions in parenthesis are in millimeters unless otherwise specified

DIMENSIONS



STANDARD INSTALLATION



**NOTE:** 24" (610) and 30" (762) models require the same opening dimensions.