

**EC3050TE/S**

**FEATURES**

Intuitive touchscreen

Save favorites within six independent user profiles

Easy beverage customization

Over 15 different beverage options

Insulated milk container with froth regulator

Professional-style whole bean burr grinder with stainless steel burrs

Large water tank

Height-adjustable, dual dispensing coffee spout

Cleaning and rinse container

Storage

Installation made simple

Coordinates with other Sub-Zero and Wolf appliances

Ensured dependability

**ACCESSORIES**

Care Kit

Charcoal Filter

Descaling Solution

Insulated Milk Container

Accessories available through an authorized dealer.

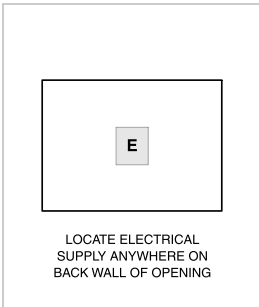
For local dealer information, visit [subzero-wolf.com/locator](http://subzero-wolf.com/locator).



**PRODUCT SPECIFICATIONS**

Model	EC3050TE/S
Dimensions	29 7/8"W x 17 7/8"H x 19"D
Weight	76 lbs
Electrical Supply	120 VAC, 60 Hz
Electrical Service	15 amp dedicated circuit
Power Cord Length	6 Feet
Receptacle	3-prong grounding-type

**ELECTRICAL**

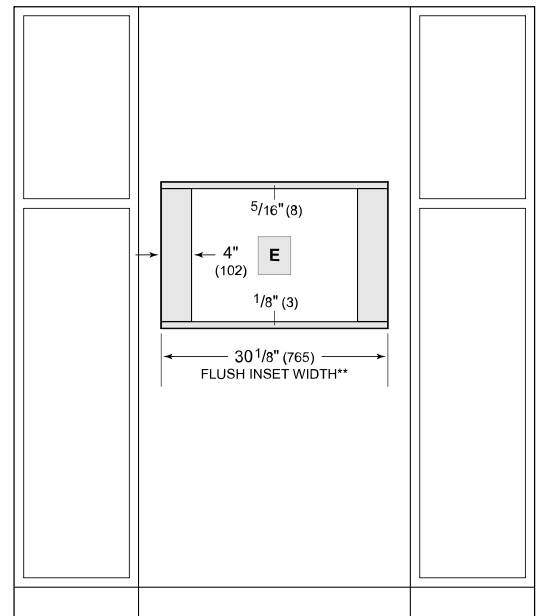
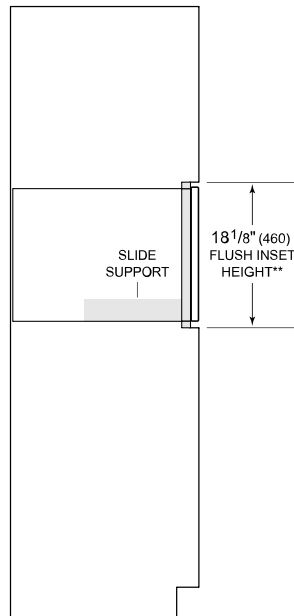
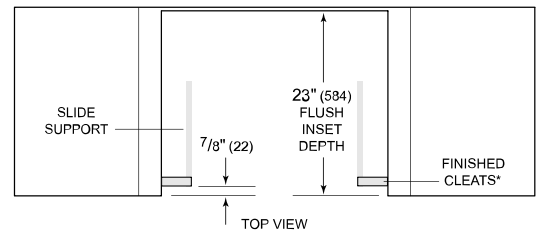


**NOTE:** Dimensions in parenthesis are in millimeters unless otherwise specified

**DIMENSIONS**



**FLUSH INSTALLATION**



\*Will be visible and should be finished to match cabinetry.  
 \*\*Dimension provides minimum reveals.