

DEC3650R



## FEATURES

Split Climate™ intelligent cooling system revolutionizes Sub-Zero's already-superior preservation capabilities, keeping food even fresher for longer

ClearSight™ LED lighting system fully illuminates the interior and reduces shadows

Sleek stainless accents trim the interior, matching the sophistication of the exterior

Easily customize settings—from lighting to humidity—with the tap of a finger via the conveniently accessible touch control panel

Night Mode optimizes the interior lighting based on the detected ambient light, reducing the brightness by 90% in dim environments

Lift the base of the flip-up dairy compartments to store taller items on the shelf below

Position adjustable door shelves at various heights to accommodate assorted items

Nano coating lines the perimeter of each glass shelf to create a hydrophobic barrier that helps contain spills

The easily accessible NASA-inspired air purification system scrubs the air of ethylene and odor every 20 minutes

Wi-Fi enabled features provide remote access from your mobile device

Sub-Zero offers an industry-leading full two-year warranty on appliances, along with a full five-year sealed system warranty and a limited twelve-year sealed system warranty

Accepts custom panels for an integrated look within cabinetry or stainless-steel accessory panels and handles to match other Sub-Zero, Wolf, and Cove products

## ACCESSORIES

Egg Container

Reduced Toekick Divider

Stainless Steel Door Panel with Pro Handle and 4" Toe Kick - LH

Stainless Steel Door Panel with Pro Handle and 4" Toe Kick - RH

Stainless Steel Door Panel with Tubular Handle and 4" Toe Kick - LH

Stainless Steel Door Panel with Tubular Handle and 4" Toe Kick - RH


Stainless Steel Side Panel

Dual Installation Kits

Stainless Steel Dual Installation Kickplates

Stainless Steel Pro and Tubular Handles

Accessories are available through an authorized dealer. For local dealer information, visit [subzero-wolf.com/locator](https://subzero-wolf.com/locator).



## HANDLE ACCESSORIES

PRO



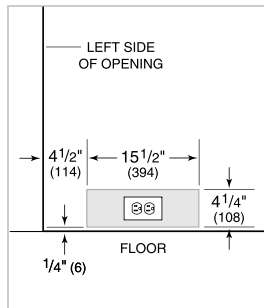
TUBULAR



**PRODUCT SPECIFICATIONS**

Model	DEC3650R
Dimensions	36"W x 84"H x 24"D
Door Clearance	34 1/2"
Weight	445 lbs
Refrigerator Capacity	21.4 cu. ft.
Electrical Supply	115 VAC, 60 Hz
Electrical Service	15 amp dedicated circuit
Receptacle	3-prong grounding-type

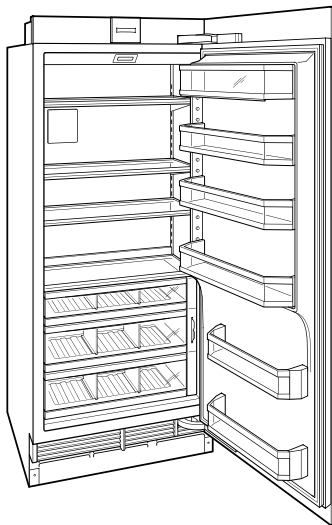
**ELECTRICAL**



**PANEL SPECIFICATIONS** For complete panels specifications including width/height, weight requirements and thickness requirements visit [subzero-wolf.com/reveal](http://subzero-wolf.com/reveal).

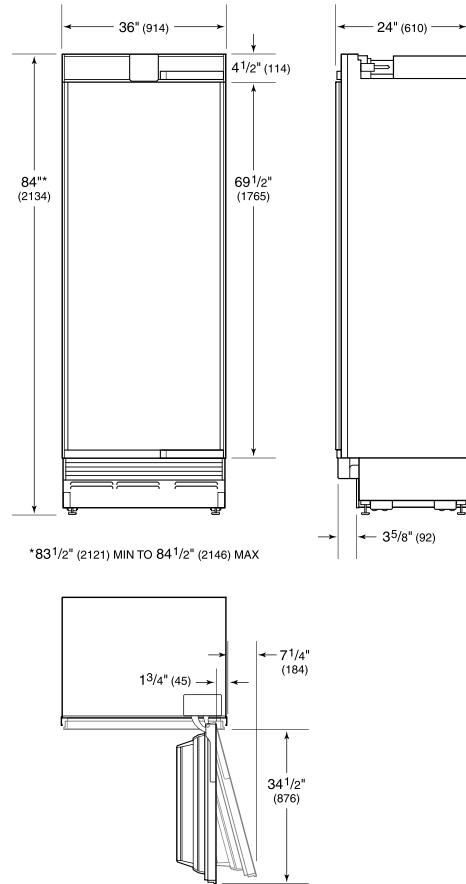
**NOTE:** Dimensions in parenthesis are in millimeters unless otherwise specified

**INTERIOR VIEW**

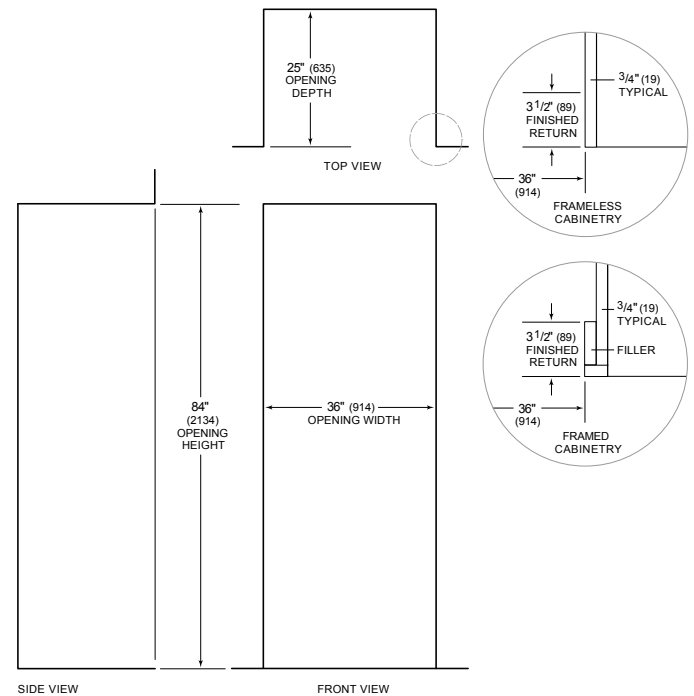


This illustration is intended for interior reference only and may not represent the exterior of the model being specified.

**DIMENSIONS**



**STANDARD INSTALLATION**



**NOTE:** 3 1/2" (89) finished returns will be visible and should be finished to match cabinetry