

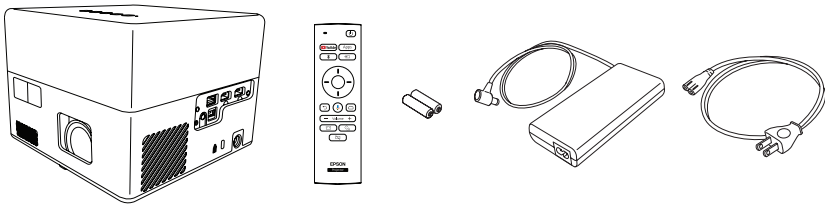
Quick Setup

Before using the projector, make sure you read these instructions and the safety instructions in the online *User's Guide*.

Note: *Some product features may not be available in all regions.*

Contents

Make sure your projector box includes all of these parts:



You can place the projector on almost any flat surface or attach it to a tripod or other hardware with an optional mount. See the online *User's Guide* for more information.

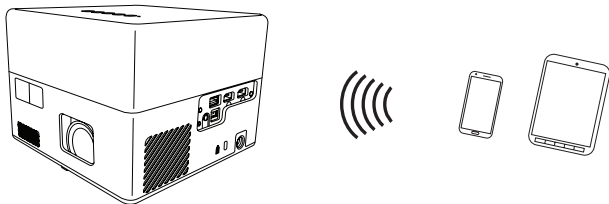
Connect the projector

Android TV™

Your projector includes built-in Android TV with apps that can be launched when the remote control is paired to the projector. To stream content, make sure you have a wireless Internet connection and an active streaming account, and enter your login information as necessary for each app.

Chromecast™ built-in

You can stream content from devices using Chromecast-compatible apps. See the online *User's Guide* for details.



Google® Search

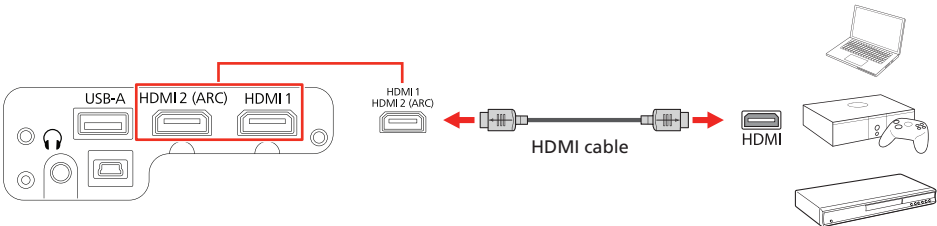
You can send voice commands to the projector using the remote control or a Google Home™ speaker. See the online *User's Guide* for details.

Note: *This feature may not be available in all regions.*

Video device or computer

You can connect video equipment or a computer. Connect one end of an HDMI cable to one of the projector's **HDMI** ports and the other end to an HDMI port on your video device or computer. See the online *User's Guide* for details.

Caution: *Do not turn on the video source before connecting it to the projector; you may damage the projector.*



Connect audio

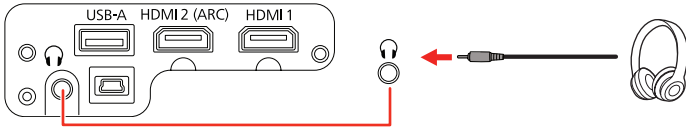
Built-in speakers

The projector has built-in speakers that can play audio from the video source you are viewing.

You can also use the projector's speakers to play sound from a device connected via Bluetooth®. Press the button on the remote control or projector, then select the projector from your device. See the online *User's Guide* for details.

Headphones

You can connect the projector to headphones through the audio out port.

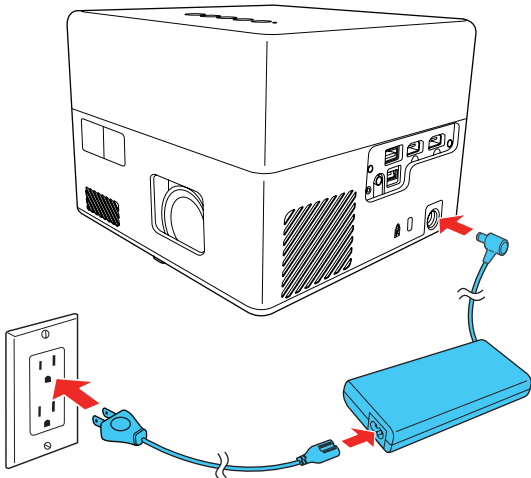


Note: *Connecting headphones disables the projector's internal speaker. If you do not hear sound from an HDMI source, set the connected device to PCM output.*

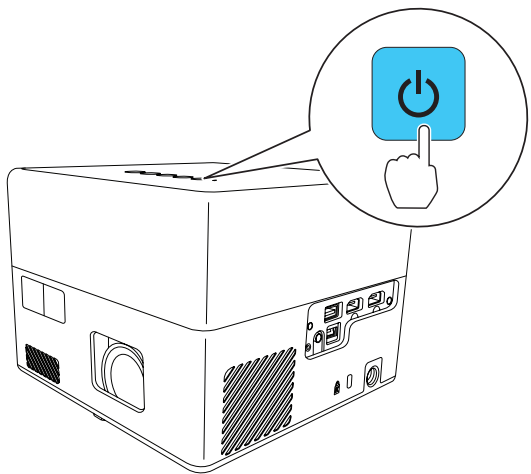
Turn on your projector

Note: *If you are projecting from an external video device or computer, make sure it is connected to the projector first.*

- 1 Plug in the projector.



- 2 Press the power button on the projector or remote control. The status light flashes blue and then stays on.



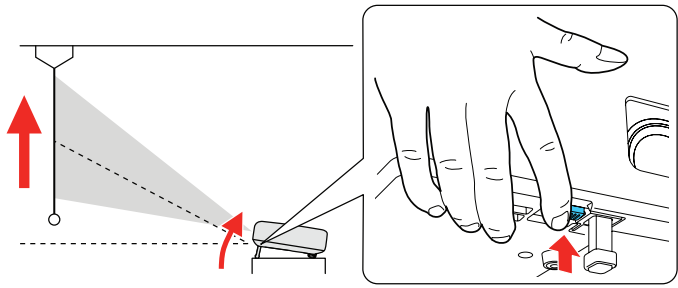
- 3 Follow the on-screen instructions to pair the remote control and projector, select your language, connect to your wireless network, and sign in to your Google account.

Note: *To shut down the projector, press the power button.*

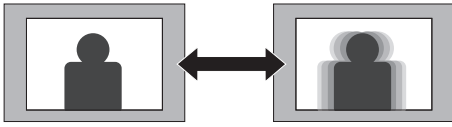


Adjust the image

- 1 To reduce or enlarge the image, move the projector closer to or farther away from the screen.
- 2 To adjust the image height, press and hold the foot release lever on the bottom of the projector to extend the front adjustable foot. Release the lever to lock the foot in the desired position.



- 3 Your projector automatically focuses the image, but if necessary you can press the button on the remote control to improve the appearance.

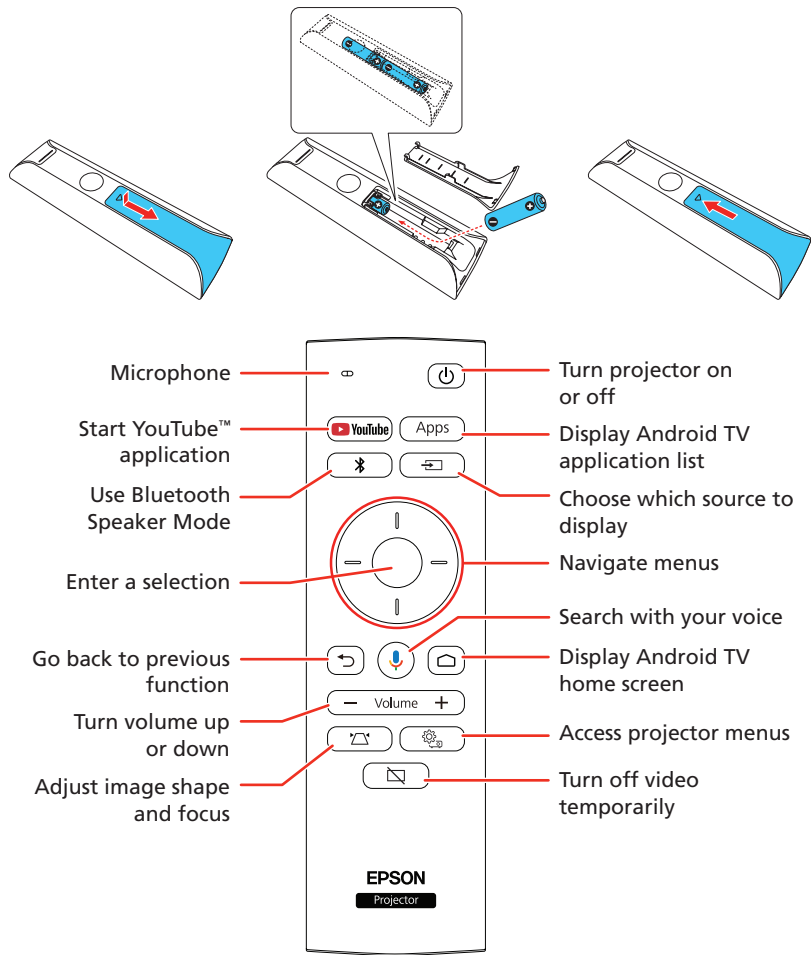


- 4 Your projector automatically adjusts an image that looks like , , or , but if necessary you can press the button on the remote control to correct it.

Note: For more adjustment methods, see the online User's Guide.

Using the remote control

Install two AAA batteries as shown below.



Note: You must pair the remote control to the projector to use Android TV and video-on-demand features. See the online User's Guide for more information.

Troubleshooting

- If you see a blank screen, check the following:
 - Make sure your computer or video device is properly connected.
 - Make sure the status light on the projector is blue and not flashing.
 - Press the power button or the button on the projector or remote control to wake the projector from standby or sleep mode, if necessary.
- If you see a blank screen when a computer is connected, check the following:
 - On some Windows® laptops, you may need to hold down the **Fn** key and press **F7** or the function key that lets you display on an external monitor. It may be labeled **CRT/LCD** or have an icon such as .

On Windows 7 or later, hold down the Windows key and press **P** at the same time, then click **Duplicate**.
 - If you're using a Mac laptop, open **System Preferences** and select **Displays**. Click the **Arrangement** tab and select the **Mirror Displays** checkbox.
- If the projector does not respond to remote control commands, make sure the batteries in the remote control are installed correctly. Replace the batteries, if necessary.

Registration

Register today to get product updates and exclusive offers. You can register online at www.epson.com/webreg.

Where to get help

Manual

For more information about using the projector, you can view or download the online manual from the Epson website, as described below.

Internet support

Visit www.epson.com/support (U.S.) or www.epson.ca/support (Canada) and search for your product to download software and utilities, view the manual, get FAQs and troubleshooting advice, or contact Epson.

Telephone support services

To use the Epson® PrivateLine® Support service, call (800) 637-7661. This service is available for the duration of your warranty period. You may also speak with a support specialist by calling (562) 276-4394 (U.S.) or (905) 709-3839 (Canada).

Support hours are 6 AM to 8 PM, Pacific Time, Monday through Friday, and 7 AM to 4 PM, Pacific Time, Saturday. Days and hours of support are subject to change without notice. Toll or long distance charges may apply.

Optional accessories

For a list of optional accessories, see the online User's Guide.

You can purchase screens or other accessories from an Epson authorized reseller. To find the nearest reseller, call 800-GO-EPSON (800-463-7766). Or you can purchase online at www.epsonstore.com (U.S. sales) or www.epsonstore.ca (Canadian sales).

Notices

Supplier’s Declaration of Conformity

According to 47CFR, Part 2 and 15, Class B Personal Computers and Peripherals; and/or CPU Boards and Power Supplies used with Class B Personal Computers.

We: Epson America, Inc.
Located at: 3131 Katella Ave, Los Alamitos, CA 90720
Telephone: (562) 981-3840

Declare under sole responsibility that the product identified herein, complies with 47CFR Part 2 and 15 of the FCC rules as a Class B digital device. Each product marketed, is identical to the representative unit tested and found to be compliant with the standards. Records maintained continue to reflect the equipment being produced can be expected to be within the variation accepted, due to quantity production and testing on a statistical basis as required by 47CFR 2.906. Operation is subject to the following two conditions: (1) this device may not cause harmful interference, and (2) this device must accept any interference received, including interference that may cause undesired operation.

Trade Name: Epson
Type of Product: LCD Projector
Model: HA14A
Marketing Name: EF12
Options:

Product name	Model
Remote controller	RC4261804

Supplier’s Declaration of Conformity

According to 47CFR, Part 2 and 15, Class B external switching power supplies

We: Epson America, Inc.
Located at: 3131 Katella Avenue, Los Alamitos, CA 90720
Telephone (562) 981-3840

Declare under sole responsibility that the product identified herein, complies with 47CFR Part 2 and 15 of the FCC rules as a Class B digital device. Each product marketed, is identical to the representative unit tested and found to be compliant with the standards. Records maintained continue to reflect the equipment being produced can be expected to be within the variation accepted, due to quantity production and testing on a statistical basis as required by 47CFR 2.906. Operation is subject to the following two conditions: (1) this device may not cause harmful interference, and (2) this device must accept any interference received, including interference that may cause undesired operation.

Trade Name: Epson
Type of Product: AC Adapter
Model: AD10370LF

Wireless LAN with Bluetooth Safety and Specifications

Contains wireless LAN with Bluetooth module model: STI6200-D101

Bluetooth remote controller model: RC4261804

This document provides safety instructions and describes the specifications. Read this document carefully before use to ensure your safety and product performance.

Data transmission is always initiated by software, which is then passed down through the MAC, through the digital and analog baseband, and finally to the RF chip. Several special packets are initiated by the MAC. These are the only ways the digital baseband portion will turn on the RF transmitter, which it then turns off at the end of the packet. Therefore, the transmitter will be on only while one of the aforementioned packets is being transmitted. In other words, this device automatically discontinues transmission in case of either absence of information to transmit or operational failure.

This equipment (without Bluetooth remote controller) should be installed and operated with a distance of at least 7.9 inches (20 cm) between the radiator and your body.

This equipment is restricted to indoor operation only.

U.S. FCC Notices

Contains FCC ID: BKMAE-STI6200

This device complies with Part 15 of the FCC Rules. Operation is subject to the following two conditions: (1) This device may not cause harmful interference, and (2) this device must accept any interference received, including interference that may cause undesired operation.

This equipment has been tested and found to comply with the limits for a Class B digital device, pursuant to Part 15 of the FCC Rules. These limits are designed to provide reasonable protection against harmful interference in a residential installation. This equipment generates, uses and can radiate radio frequency energy and, if not installed and used in accordance with the instructions, may cause harmful interference to radio communications. However, there is no guarantee that interference will not occur in a particular installation. If this equipment does cause harmful interference to radio or television reception, which can be determined by turning the equipment off and on, the user is encouraged to try to correct the interference by one of the following measures:

- Reorient or relocate the receiving antenna.
- Increase the separation between the equipment and receiver.
- Connect the equipment into an outlet on a circuit different from that to which the receiver is connected.
- Consult the dealer or an experienced radio/TV technician for help.

Caution: Changes or modifications not expressly approved by the party responsible for compliance could void the user's authority to operate this equipment. Properly shielded and grounded cables and connectors must be used for connection to host computers and / or peripherals in order to meet FCC emission limits.

This transmitter must not be co-located or operating in conjunction with any other antenna or transmitter.

This equipment complies with FCC radiation exposure limits set forth for an uncontrolled environment and meets the FCC radio frequency (RF) Exposure Guidelines.

Industry Canada (IC) Notices

Contains IC: 1052D- STI6200

CAN ICES-3 (B)/NMB-3 (B)

This device complies with Industry Canada’s license-exempt RSSs. Operation is subject to the following two conditions: (1) This device may not cause interference; and (2) This device must accept any interference, including interference that may cause undesired operation of the device.

This equipment complies with IC radiation exposure limits set forth for an uncontrolled environment and meets RSS-102 of the IC radio frequency (RF) Exposure rules.

Epson America, Inc. Limited Warranty

Two-Year or 12,000-hour Projector Limited Warranty

- A. What Is Covered:** Epson America, Inc. (“Epson”) warrants to the purchaser of the Epson product enclosed with this limited warranty statement that the product, if purchased and operated in the United States, Canada, or Puerto Rico, will be free from defects in workmanship and materials for a period of two (2) years from the date of original purchase or 12,000 hours of use, whichever occurs first.
- B. What Epson Will Do To Correct Problems:** If your product requires service during the limited warranty period, please call Epson at the number at the end of this statement and be prepared to provide the model, serial number, and, if required, date of original purchase. This line will be answered during Epson’s regular support hours (currently 6:00 AM to 8:00 PM Pacific Time, Monday through Friday, and 7:00 AM to 4:00 PM on Saturday — subject to change without notice). You may also need to provide proof of purchase if warranty coverage cannot be verified by the serial number. If Epson confirms warranty service is required, Epson will, at its option, exchange or repair the product without charge for parts or labor. If Epson authorizes an exchange for the defective unit, Epson will ship a replacement product to you, freight prepaid, as long as you use an address in the United States, Canada, or Puerto Rico. The replacement product may be new or refurbished to the Epson standard of quality. (The replacement product may not include promotional materials, accessories, documentation, manuals, software, or cables.) You are responsible for securely packaging the defective unit and returning it to Epson within five (5) working days of receipt of the replacement. Epson requires a debit or credit card number to secure the cost of the replacement product in the event that you fail to return the defective one. If Epson authorizes repair instead of exchange, Epson will direct you to send your product to Epson or its authorized service center, where the product will be repaired and sent back to you. You are responsible for securely packaging the product and for all postage or shipping costs to and from the Epson authorized service center. When warranty service involves the exchange of the product or of a part, the item replaced becomes Epson’s property. If service cannot be provided on the product for any reason and Epson no longer sells the same model, Epson will replace your product with a model of equal or superior value. Replacement products or parts assume the remaining warranty period of the original product covered by this limited warranty and are subject to its 12,000-hour use limitation.

C. What This Warranty Does Not Cover:

1. Any damage caused by misuse, abuse, improper installation, or neglect; disasters such as fire, flood, or lightning; or improper electrical currents, software, or interaction with non-Epson products.
2. Any damage caused by or any service for third-party software, applications, parts, components, or peripheral devices added to the product after its shipment from Epson, such as dealer- or user-added boards, components, or cables.
3. Any damage caused by installing the product next to a heat source or directly in the path of an air vent or an air conditioner.
4. Damage due to excessive, continual usage.
5. Damage caused by failure to properly maintain the product (see your online *User’s Guide* for details).
6. Service when the product is used outside the U.S., Canada, or Puerto Rico.
7. Warranty service if the product label, logo, rating label, or serial number has been removed.
8. Consumables such as filters or any items that are identified as being replaceable by the user in the product documentation (see your online *User’s Guide* for details).
9. Loss of data.
10. Installation or removal.
11. Any damage from service performed by anyone other than an Epson Authorized Servicer.
12. Damage resulting from operation or storage in areas with smoke, oil, high humidity, steam, corrosive gases or chemicals, excessive dust, vibration, or shock.
13. Cosmetic damage caused by handling or normal wear and tear during use.
14. Any product or parts purchased as used, refurbished, or reconditioned.
15. Any damage caused by using improper packaging materials or improper packaging and shipping when returning a product for repair or replacement. You will be invoiced for such shipping damage to product.

This warranty is not transferable. Epson is not responsible for your data or applications, which cannot be restored and should be backed up by you. Postage, insurance, or shipping costs incurred in presenting your Epson product for carry-in warranty service are your responsibility. If a claimed defect cannot be identified or reproduced in service, you will be held responsible for costs incurred.

D. DISPUTES, BINDING INDIVIDUAL ARBITRATION, AND WAIVER OF CLASS ACTIONS AND CLASS ARBITRATIONS:

1. **Disputes.** The terms of this Section D shall apply to all Disputes between you and Epson. The term “Dispute” is meant to have the broadest meaning permissible under law or in equity and includes any dispute, claim, controversy, or action between you and Epson arising out of or relating to this Agreement (including its formation, performance, or breach), the Software, Epson Hardware, the parties’ relationship with each other, and/or any other transaction involving you and Epson, whether in contract, or with respect to warranty, misrepresentation, fraud, tort, intentional tort, statute, regulation, ordinance, or any other legal or equitable basis. However, a “Dispute” does not include a claim or cause of action for (a) trademark infringement or dilution, (b) patent infringement, (c) copyright infringement or misuse, or (d) trade secret misappropriation (an “IP Claim”). You and Epson also agree, notwithstanding Section D, that a court, not an arbitrator, may decide if a claim or cause of action is for an IP Claim.
2. **Initial Dispute Resolution.** Before submitting a claim for arbitration in accordance with this Section D, you and Epson agree to try, for sixty (60) days, to resolve any Dispute informally. If Epson and you do not reach an agreement to resolve the Dispute within the sixty (60) days, you or Epson may commence an arbitration in accordance with Section D(6). Notice to Epson must be addressed to: Epson America, Inc., ATTN: Legal Department, 3131 Katella Ave., Los Alamitos, CA 90720. Any notice of the Dispute shall include the sender’s name, address and contact information, the facts giving rise to the Dispute, and the relief requested. Any notice sent to you will be sent to the most recent address Epson has in its records for you. For this reason, it is important to notify us if your address changes by emailing us at EALLegal@ea.epson.com or writing us at the address above. You and Epson agree to act in good faith to resolve the Dispute before commencing arbitration in accordance with this Section D(2).
3. **Binding Arbitration.** If we do not reach an agreed upon solution within a period of sixty (60) days from the time informal dispute resolution is pursued pursuant to Section D(2) above, then either party may initiate binding arbitration. You and Epson agree that all Disputes shall be resolved by binding arbitration according to this Agreement. **ARBITRATION MEANS THAT YOU WAIVE YOUR RIGHT TO A JUDGE OR JURY IN A COURT PROCEEDING AND YOUR RIGHT TO DISCOVERY AND GROUNDS FOR APPEAL ARE MORE LIMITED THAN IN COURT.** Pursuant to this Agreement, binding arbitration shall be administered by JAMS, a nationally recognized arbitration provider, pursuant to the JAMS Streamlined Arbitration Rules and Procedures or its applicable code of procedures then in effect for consumer related disputes, but excluding any rules that permit class arbitration (for more detail on procedure, see Section D(6) below). You and Epson understand and agree that (a) the Federal Arbitration Act (9 U.S.C. §§ 1 et seq.) governs the interpretation and enforcement of this Section D, (b) this Agreement memorializes a transaction in interstate commerce, and (c) this Section D shall survive termination of this Agreement.
4. **Exception—Small Claims Court.** Notwithstanding the parties’ agreement to resolve disputes through arbitration, you or we may bring an individual action in the small claims court of your state or municipality if the action is within that court’s jurisdiction and is pending only in that court.
5. **WAIVER OF CLASS ACTION AND CLASS ARBITRATION. YOU AND EPSON AGREE THAT EACH PARTY MAY BRING DISPUTES AGAINST THE OTHER PARTY ONLY IN AN INDIVIDUAL CAPACITY, AND NOT AS A CLASS ACTION OR CLASS ARBITRATION. If any court or arbitrator determines that the class action waiver set forth in this paragraph is void or unenforceable for any reason or that an arbitration can proceed on a class basis, then the arbitration provision set forth herein shall be deemed null and void in its entirety and the parties shall be deemed to have not agreed to arbitrate disputes.**
6. **Arbitration Procedure.** If you or Epson commences arbitration, the arbitration shall be governed by the JAMS Streamlined Arbitration Rules and Procedures or the applicable rules of JAMS that are in effect when the arbitration is filed, excluding any rules that permit arbitration on a class-wide basis (the “JAMS Rules”), available at <http://www.jamsadr.com> or by calling 1-800-352-5267, and under the rules set forth in this Agreement. All Disputes shall be resolved by a single neutral arbitrator, which shall be selected in accordance with the JAMS Streamlined Arbitration Rules and Procedures, and both parties shall have a reasonable opportunity to participate in the selection of the arbitrator. The arbitrator is bound by the terms of this Agreement. The arbitrator, and not any federal, state, or local court or agency, shall have exclusive authority to resolve all disputes arising out of or relating to the interpretation, applicability, enforceability, or formation of this Agreement, including any claim that all or any part of this Agreement is void or voidable. Notwithstanding this broad delegation of authority to the arbitrator, a court may determine the limited question of whether a claim or cause of action is for an IP Claim, which is excluded from the definition of “Disputes” in Section D(1) above. The arbitrator shall be empowered to grant whatever relief would be available in a court under law or in equity. In some instances, the costs of arbitration can exceed the costs of litigation, and the right to discovery may be more limited in arbitration than in court. Each party will have the right to use legal counsel in connection with arbitration at its own expense. The arbitrator’s award is binding and may be entered as a judgment in any court of competent jurisdiction. You may choose to engage in arbitration hearings by telephone or, if you and we both agree, to conduct it online, in lieu of appearing live. Arbitration hearings not conducted by telephone or online shall take place in a location reasonably accessible from your primary residence, or in Orange County, California, at your option.
- a. **Initiation of Arbitration Proceeding.** If either you or Epson decides to arbitrate a Dispute, both parties agree to the following procedure:
 - i. **Write a Demand for Arbitration.** The demand must include a description of the Dispute and the amount of damages sought to be recovered. You can find a copy of a Demand for Arbitration at <http://www.jamsadr.com> (“Demand for Arbitration”).
 - ii. **Send three (3) copies of the Demand for Arbitration, plus the appropriate filing fee, to: JAMS, 500 North State College Blvd., Suite 600, Orange, CA 92868, U.S.A.**
 - iii. **Send one (1) copy of the Demand for Arbitration to the other party (at the same address as the notice of a dispute, above in Section D(2)), or as otherwise agreed by the parties.**

- b. **Hearing Format.** During the arbitration, the amount of any settlement offer made shall not be disclosed to the arbitrator until after the arbitrator determines the amount, if any, to which you or Epson is entitled. The discovery or exchange of non-privileged information relevant to the Dispute may be allowed during the arbitration.

7. **30 Day Opt-out Right.** You may elect to opt-out (exclude yourself) from the final, binding, individual arbitration procedure and waiver of class proceedings set forth in Section D of this Agreement by sending a written letter to the Epson address listed above in Section D(2) within thirty (30) days of your assent to this Agreement that specifies (i) your name, (ii) your mailing address, and (iii) your request to be excluded from the final, binding, individual arbitration procedure and waiver of class proceedings specified in this Section D. In the event that you opt-out consistent with the procedure set forth above, all other terms set forth in the Agreement shall continue to apply, including the requirement to provide notice prior to litigation. If you opt-out of these arbitration provisions, Epson will also not be bound by them.

8. **Amendments to Section D.** Notwithstanding any provision in this Agreement to the contrary, you and Epson agree that if Epson makes any future amendments to the dispute resolution procedure and class action waiver provisions (other than a change to Epson’s address) in this Agreement, Epson will obtain your affirmative assent to the applicable amendment. If you do not affirmatively assent to the applicable amendment, you are agreeing that you will arbitrate any Dispute between the parties in accordance with the language of this Section D (or resolve disputes as provided for in Section D(7), if you timely elected to opt-out when you first assented to this Agreement).

9. **Severability.** If any provision in this Section D is found to be unenforceable, that provision shall be severed with the remainder of this Agreement remaining in full force and effect. The foregoing shall not apply to the prohibition against class actions as provided in Section D(5). This means that if Section D(5) is found to be unenforceable, the entire Section D (but only Section D) shall be null and void.

E. DISCLAIMER OF WARRANTIES:

THE WARRANTY AND REMEDY PROVIDED ABOVE ARE EXCLUSIVE AND IN LIEU OF ALL OTHER EXPRESSED OR IMPLIED WARRANTIES INCLUDING, BUT NOT LIMITED TO, THE IMPLIED WARRANTIES OF MERCHANTABILITY, FITNESS FOR A PARTICULAR PURPOSE, AND NON-INFRINGEMENT. SOME LAWS DO NOT ALLOW THE EXCLUSION OF IMPLIED WARRANTIES. IF THESE LAWS APPLY, THEN ALL EXPRESS AND IMPLIED WARRANTIES ARE LIMITED TO THE WARRANTY PERIOD IDENTIFIED ABOVE. UNLESS STATED HEREIN, ANY STATEMENTS OR REPRESENTATION MADE BY ANY OTHER PERSON OR FIRM ARE VOID. SOME STATES DO NOT ALLOW LIMITATIONS ON HOW LONG IMPLIED WARRANTIES LAST, SO THE ABOVE LIMITATIONS MAY NOT APPLY TO YOU.

F. EXCLUSION OF DAMAGES; EPSON’S MAXIMUM LIABILITY:

IN NO EVENT SHALL EPSON OR ITS AFFILIATES BE LIABLE FOR ANY SPECIAL, INCIDENTAL, OR CONSEQUENTIAL DAMAGES, OR ANY LOST PROFITS, COST OF SUBSTITUTE EQUIPMENT, DOWNTIME, CLAIMS OF THIRD PARTIES, OR INJURY TO PROPERTY, RESULTING FROM THE USE OR INABILITY TO USE THE EPSON PRODUCT, WHETHER RESULTING FROM BREACH OF WARRANTY OR ANY OTHER LEGAL THEORY. IN NO EVENT SHALL EPSON OR ITS AFFILIATES BE LIABLE FOR DAMAGES OF ANY KIND IN EXCESS OF THE ORIGINAL RETAIL PURCHASE PRICE OF THE PRODUCT. SOME STATES DO NOT ALLOW EXCLUSION OR LIMITATION OF INCIDENTAL OR CONSEQUENTIAL DAMAGES, SO THE ABOVE LIMITATIONS MAY NOT APPLY TO YOU.

G. Other Provisions:

1. **Other Rights You May Have:** This Limited Warranty gives you specific legal rights, and you may also have other rights which vary from jurisdiction to jurisdiction. Some jurisdictions do not allow the exclusion or limitation of incidental or consequential damages, so the above limitations or exclusions may not apply to you.
2. **Governing Law:** Except for claims subject to arbitration pursuant to Section D, you and Epson agree that the law of the state or country where you reside shall govern.
3. **Jurisdiction:** Except for claims subject to arbitration pursuant to Section D, in the event of a dispute you and Epson both consent to the jurisdiction of the courts in your state of residence or, if you do not reside in a state, then of the courts in Orange County, California.

To find the Epson Authorized Reseller nearest you, please visit www.epson.com in the U.S. or www.epson.ca in Canada.

To find the Epson Customer Care Center nearest you, please visit www.epson.com/servicecenterlocator in the U.S. or www.epson.ca/servicecenterlocator in Canada.

To contact the Epson ConnectionSM, please call (800) 637-7661 or (562) 276-4394 in the U.S. and (905) 709-3839 in Canada.



EPSON is a registered trademark and EPSON Exceed Your Vision is a registered logomark of Seiko Epson Corporation.

PrivateLine is a registered trademark and Epson Connection is a service mark of Epson America, Inc.

Android TV, Chromecast, Google, Google Home, and YouTube are trademarks of Google LLC.

Windows is a registered trademark of Microsoft Corporation in the United States and/or other countries.

Mac is a trademark of Apple Inc., registered in the U.S. and other countries.

General Notice: Other product names used herein are for identification purposes only and may be trademarks of their respective owners. Epson disclaims any and all rights in those marks.

This information is subject to change without notice.

© 2021 Epson America, Inc., 1/21

CPD-59698R1