

**Serie | 6, Electric Cooktop, 60 cm,
Black
NET5469SC**



**Simple and Sleek, the Modern European
Designed Electric Cooktop is Easy to Use
and Keep Clean**

- PreciseSelect® - direct cooking level selection.
- **ReStart:** if something boils over, the cooktop automatically turns itself off and saves the last selected setting.
- PreciseSelect® Premium offers 17 Power Levels for Each Cooking Zone

Technical Data

Sealed Burners : No

Dimension of 1st heating element (in) : 6"

Power of heating element (W) : 1.2 kW

Dimension of 3rd heating element (in) : 7"

Power of 3rd heating element (W) : 2 kW

Optional accessories

HEZ390210 : System pan diameter 15 cm

HEZ390220 : System pan diameter 19 cm

HEZ390230 : System pan diameter 21cm

Serie | 6, Electric Cooktop, 60 cm, Black NET5469SC

**Simple and Sleek, the Modern European
Designed Electric Cooktop is Easy to Use
and Keep Clean**

Design

- Black-Glass Seamless Design
- Cooktop Design Coordinates with Bosch Ovens and Ventilation

Performance

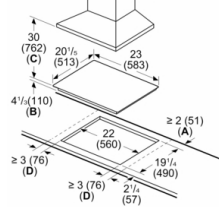
- PreciseSelect® - Direct Cooking Level Selection - 17 Settings for Precise Control
- 2,200W Left Rear Element for Faster Boil Times

Safety

- 2-Level Heat Indicator - Warns if Cooktop is Warm or Hot
- ChildLock - Prevents the Cooktop from Being Accidentally Switched on. Locks Temperature Settings if in Use.

Serie | 6, Electric Cooktop, 60 cm, Black NET5469SC

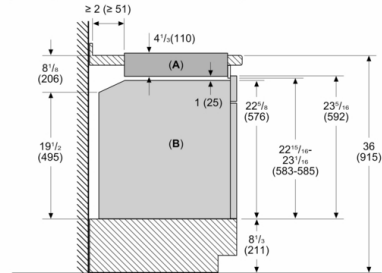
Measurements in inches (mm)



- A:** Min. distance from the hob cut-out to the wall
B: Max. recessed depth
C: Min. distance between the surface of the hob and the underside of the extractor hood
 This distance can be smaller, check installation instructions of extractor hood
D: Min. distance from the hob cut-out to the side wall

Measurements in inches (mm)

24" (610 mm) Built-in oven – under electric cooktop



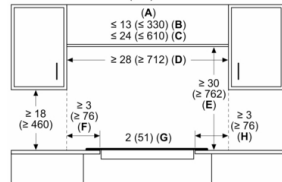
- A:** Cooktop
B: Built-in oven

Dimensions based on standard countertop height: 36" (914 mm) with 4 1/4" (121 mm) toe kick including base plate

The built-in oven can be installed below the cooktop as long as there is min. 1" (25 mm) of space between the bottom flat surface of the cooktop and the top of the oven

Please allow min. 2" (51 mm) from the countertop front edge to the edge of the cutout

Measurements in inches (mm)



- A:** Depth from back wall
B: Cabinet
C: Hood depth
D: Combustible surface centered over cooktop
E: Above counter to combustible surface
F: Left side
G: Rear wall
H: Right side