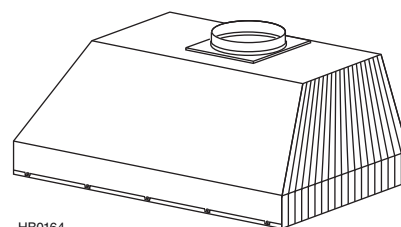


# CP37 SERIES RANGE HOODS



HB0164

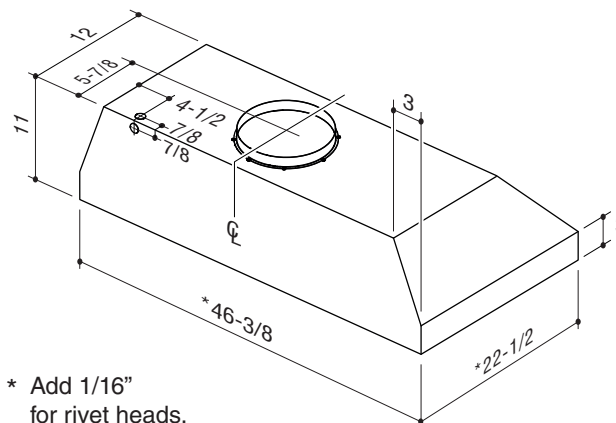
**All-in-one design includes liner, blower, filtration, controls, lighting, and damper for easy installation into custom canopy hoods. Intended for all residential applications, including commercial-style cooking surfaces.**

### FEATURES

- Cabinet mount - custom applications
- Finish: 430 Stainless Steel n° 4 Brushed
- Width: 46-3/8"
- Depth: 22-1/2"
- 10" round in-line damper and 10" round adapter
- Two-setting cooktop lighting (Uses two 50 W, GU10 halogen lamps. Bulbs included.)
- Easily accessible, dishwasher safe stainless steel baffle filters with handles
- Infinite speed rotary blower control with on-off rocker switch
- Powerful, centrifugal blower with high-efficiency motor produces 1200 CFM
- Quiet, normal speed operation
- Heat Sentry™ - automatically turns blower to high speed when excess cooking heat is detected
- For indoor use only

### SPECIFICATIONS

VOLTS	AMPS	CFM	SONES	DUCT
120	9.0	1200 (high speed) 380 (low speed)	13.5 2.0	10" round



\* Add 1/16"  
for rivet heads.

DIMENSIONS SHOWN ARE IN INCHES



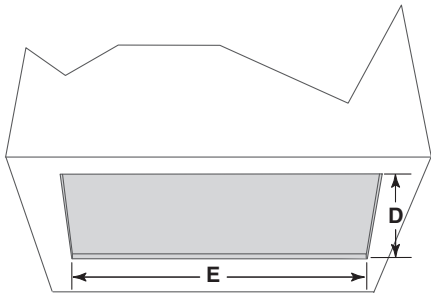
HVI-2100 CERTIFIED RATINGS comply with new testing technologies and procedures prescribed by the Home Ventilating Institute, for off-the-shelf products, as they are available to consumers. Product performance is rated at 0.1 in. static pressure, based on tests conducted in a state-of-the-art test laboratory. Sones are a measure of humanly-perceived loudness, based on laboratory measurements.

BEST Hartford, Wisconsin [www.BestRangeHoods.com](http://www.BestRangeHoods.com) 800-558-1711  
BEST Drummondville, QC, Canada [www.BestRangeHoods.ca](http://www.BestRangeHoods.ca) 866-737-7770

REFERENCE	QTY.	REMARKS	Project
			Location
			Architect
			Engineer
			Contractor
			Submitted by Date

To minimize the gap around the power pack, take actual width and depth measurements of power pack and add 1/16" to get **D** and **E** measurements. Cut the hole in the bottom of the cabinet according to dimensions. See chart and illustration for details.

POWER PACK MODEL	WIDTH	CUTOUT DIMENSIONS	
		D	E
CP37	48"	22 5/8"	46 1/2"



## CP37 SERIES HOOD SYSTEM

