

DVE50R8500V

SAMSUNG

Samsung Smart Front Load Electric Dryer with Steam Sanitize+
7.5 cu.ft. Capacity DOE



Signature Features

Bixby Enabled



Wi-Fi connected so you can remotely start or stop your cycle, schedule laundry on your own time, receive end of cycle alerts, and do more right from your phone.¹

Steam Sanitize+

The Steam Sanitize+ cycle removes 99.9% of germs and bacteria, over 95% of pollen, and kills 100% of dust mites.³ Multi-Steam Technology steams away wrinkles, odors, and static.

Sensor Dry

Automatically optimizes the time and temperature of your drying cycle to protect your clothes from heat damage, while avoiding excess energy use.

Available Colour



Black Stainless Steel



Bixby Enabled



Steam Sanitize+

Features

- Bixby Enabled
- Steam Sanitize+
- Sensor Dry
- Vent Sensor
- Interior Drum Light
- 12 Preset Drying Cycles
- 10 Additional Drying Options
- 5 Temperature Levels
- 4-Way Venting
- Dual Heaters
- LED Display: Ice Blue
- Stainless Steel Interior Drum
- Drying Rack

Convenience

- Child Lock
- Lint Filter Indicator²

Rating



ENERGY STAR® - Rated
608 kwh/yr
Electric - 3.93 kWh

¹The Samsung SmartThings application is required and is available on Android and iOS devices. A Wi-Fi connection is required. User will be solely responsible for any consequence(s) that may result, including but not limited to any damage or harm caused by incorrect information provided by the user.

²User will be solely responsible for any consequence(s) that may result, including but not limited to any damage or harm caused by incorrect information provided by the user.

³Based on internal testing. Independently verified by Intertek in its report RT18E-S0023 dated 19-Dec-2018

DVE50R8500V

SAMSUNG

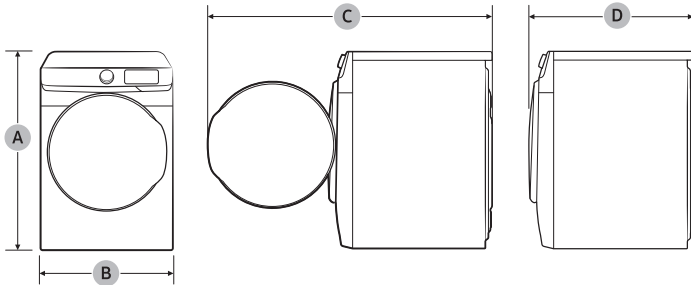
Samsung Smart Front Load Electric Dryer with Steam Sanitize+ 7.5 cu.ft. Capacity DOE

Installation Specifications

If the washer and dryer are installed together or the dryer alone, the closet front must have two unobstructed air openings for a combined minimum total area of 72-inch² (see stacked build below). Your washer alone does not require a specific air opening.

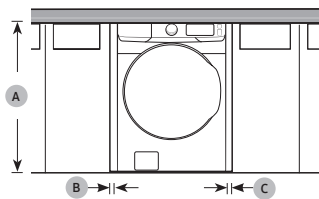
* Required spacing (External exhaust elbow may require additional space.)

DIMENSIONS



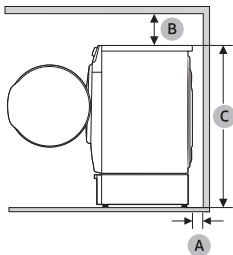
Type		Front loading dryer
Dimensions (in. (mm))	A. Overall height	38.7 (984)
	B. Width	27.0 (686)
	C. Depth with door open	52.8 (1340)
	D. Depth	31.7 (805)

UNDER COUNTER INSTALLATION



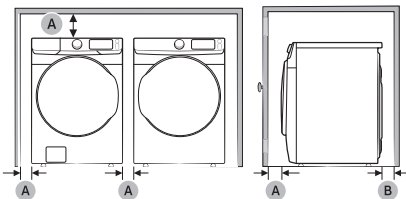
A	39.6 in. (1006 mm)
B	1 in. (25 mm)
C	1 in. (25 mm)

PEDESTAL INSTALLATION

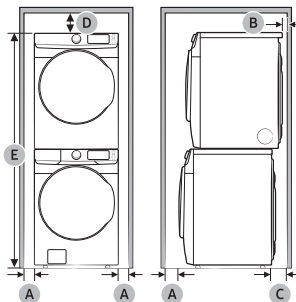


A	5.9 in. (150 mm)
B	6 in. (152 mm)
C	52.0 in. (1320 mm)

SIDE BY SIDE INSTALLATION



STACKED INSTALLATION



A	1 in. (25 mm)
B	5.9 in. (150 mm)
C	7.3 in. (185 mm)
D	6 in. (152 mm)
E	78.5 in. (1994 mm)

NOTE

Stacking (MODEL NO: SKK-8K)

Many of Samsung's washers and dryers can be stacked to maximize usable space. You can purchase an optional stacking kit from your Samsung retailer. For details about stacking and compatible models, refer to the user manual included in the stacking kit you purchase.

4-Way Venting

12 Preset Drying Cycles:

Refresh, Steam Sanitize+, Normal, Heavy Duty, Permanent Press, Active Wear, Bedding, Delicates, Time Dry, Air Fluff, Quick Dry, Downloaded

10 Additional Drying Options:

Damp Alert, Wrinkle Prevent, Smart Control, Adjust Time (Up), Adjust Time (Down), Eco Dry, Drum Light, Child Lock, Smart Care, Alarm Off

5 Temperature Levels:

High, Medium High, Medium, Medium Low, Low

5 Dry Levels:

Very Dry, More Dry, Normal Dry, Less Dry, Damp Dry

Warranty

One (1) Year Parts and Labor

Product Dimensions & Weight (WxHxD)

Dimensions: 27" x 38 7/10" x 31 7/10"

Weight: 123 lb

Shipping Dimensions & Weight (WxHxD)

Dimensions: 29 3/8" x 42 1/2" x 34 3/5"

Weight: 130 lbs

Colour	Model #	UPC Code
Black Stainless Steel	DVE50R8500V	887276406893

Matching Washer

Black Stainless Steel WF50T8500AV 887276398754

Pedestal

Black Stainless Steel WE402NV 887276310145

Accessories

Stacking Kit SKK-8K 887276344034