

DVE45R6300V

SAMSUNG

Samsung Smart Front Load Electric Dryer with Steam Sanitize+

7.5 cu. ft. Capacity DOE



Signature Features

Bixby Enabled

- Wi-Fi connected so you can remotely start or stop your cycle, schedule laundry on your time, receive end of cycle alerts, and more right from your smartphone.¹

Steam Sanitize+

- The Steam Sanitize+ cycle removes 99.9% of germs and bacteria, over 95% of pollen, and kills 100% of dust mites². Multi-Steam Technology steams away wrinkles, odors, and static.


Sensor Dry


- Automatically optimizes the time and temperature of your drying cycle to protect your clothes from heat damage, while avoiding excess energy use.

Available Colors



Fingerprint Resistant
Black Stainless Steel (shown)




Bixby Enabled 



Steam Sanitize+

Features

- Bixby Enabled 
- Steam Sanitize+
- Sensor Dry
- Vent Sensor
- Interior Drum Light
- 12 Preset Drying Cycles
- 10 Additional Drying Options
- 5 Temperature Levels
- 4-Way Venting
- Dual Heaters
- Reversible Crystal Blue Door
- LED Display: Ice Blue

Convenience

- Child Lock
- Lint Filter Indicator

Rating



ENERGY STAR®-rated
607 kWh/yr

¹The Samsung SmartThings application is required and is available on Android and iOS devices. A Wi-Fi connection is required. User will be solely responsible for any consequence(s) that may result, including but not limited to any damage or harm caused by incorrect information provided by the user. Only monitoring is allowed for Gas dryer for safety reasons.

²Based on internal testing and independently verified by Intertek. Individual results may vary.

DVE45R6300V

SAMSUNG

Samsung Smart Front Load Electric Dryer with Steam Sanitize+

7.5 cu. ft. Capacity DOE

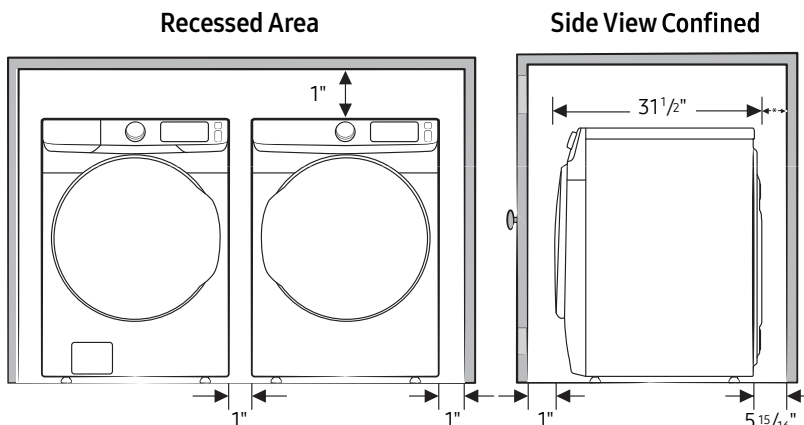
Installation Specifications

If the washer and dryer are installed together or the dryer alone, the closet front must have two unobstructed air openings for a combined minimum total area of 72-inch² (see stacked build below). Your washer alone does not require a specific air opening.

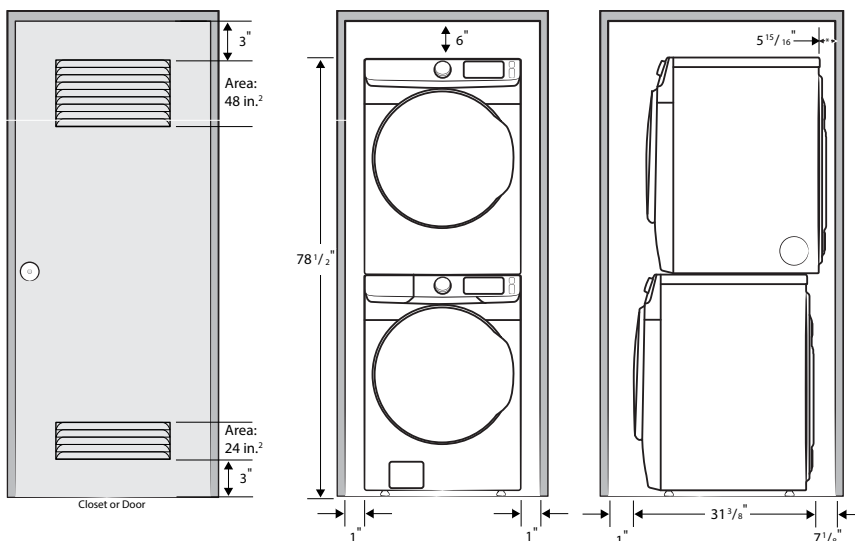
*Required spacing (External exhaust elbow may require additional space.)

1. Alcove or closet installation

Minimum Clearance for Closet and Alcove Installations:

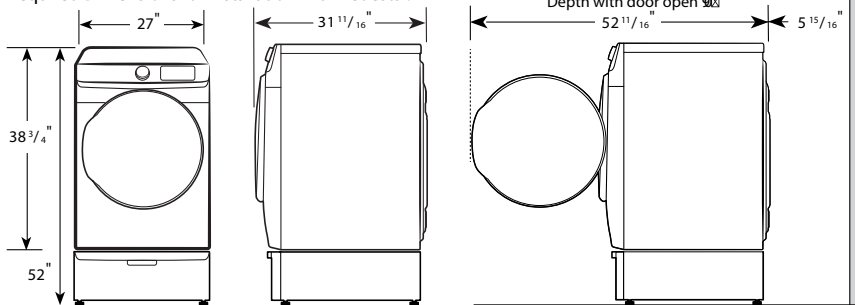


2. With stacked washer and dryer



Dimensions

Required Dimensions for Installation with Pedestal:



4-Way Venting

12 Preset Drying Cycles:

Refresh, Steam Sanitize+, Normal, Heavy Duty, Permanent Press, Active Wear, Bedding, Delicates, Time Dry, Air Fluff, Quick Dry, Downloaded

10 Additional Drying Options:

Damp Alert, Wrinkle Prevent, Smart Control, Adjust Time (Up), Adjust Time (Down), Eco Dry, Drum Light, Child Lock, Smart Care, Alarm Off

5 Temperature Levels:

High, Medium High, Medium, Medium Low, Low

5 Dry Levels:

More Dry, Normal-More Dry, Normal Dry, Normal-Less Dry, Less Dry

Warranty

One (1) Year Parts and Labor

Product Dimensions & Weight (WxHxD)

Dimensions: 27" x 38 3/4" x 31 1/2"

Weight: 123 lbs

Shipping Dimensions & Weight (WxHxD)

Dimensions: 29 3/8" x 42 9/16" x 33 1/2"

Weight: 130 lbs

Electric

Fingerprint Resistant
Black Stainless Steel

Model

DVE45R6300V

UPC Code

887276379876

Matching Washer

Fingerprint Resistant
Black Stainless Steel

WF45R6300AV

887276299488

Pedestal

Fingerprint Resistant
Black Stainless Steel

WE402NV

887276310145

Accessories

Stacking Kit
Side Vent Kit

SKK-8K
DV-2A

887276344034
887276146416