

ALIGN™

BD



ALIGN™

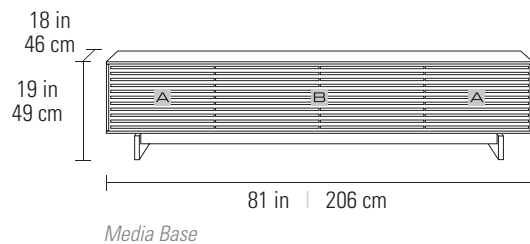
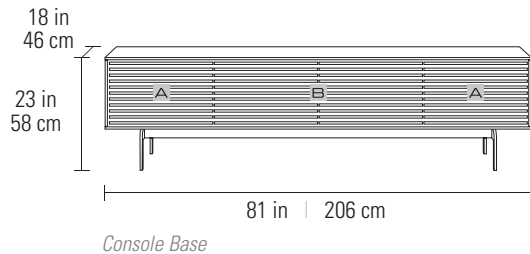
DESIGN **MATTHEW WEATHERLY**

Sleek, streamlined, and downright sexy these consoles are a striking addition to any room. Two base options provide versatility, allowing the cabinet to serve as a full-featured media center or an impressive storage console.

- Two base options: Console or Media
- Louvered design provides acoustic and remote control transparency
- Removable rear panels provide access to the rear of components
- Integrated wire management system keeps cables organized

7473 STORAGE CONSOLE + MEDIA CABINET

Recommended TV Size	up to 85"
Dimensions (with Console Base)	23H x 81 x 18 in 58H x 206 x 46 cm
Dimensions (with Media Base)	19H x 81 x 18 in 49H x 206 x 46 cm
Component Capacity	6–9
Number of Adjustable Shelves	3
Adjustable Shelf Increments	1.25 in 32 mm; 3 positions
Top Shelf Capacity	150 lbs 68 kg
Weight (with Console Base)	160 lbs 72.5 kg
Weight (with Media Base)	157 lbs 71 kg



A Side Compartments

Dimensions	11H x 19.5 x 14.5 in 29.4H x 49.5 x 37.5 cm
Shelf Capacity	25 lbs 11 kg
Bottom Shelf Capacity	50 lbs 23 kg

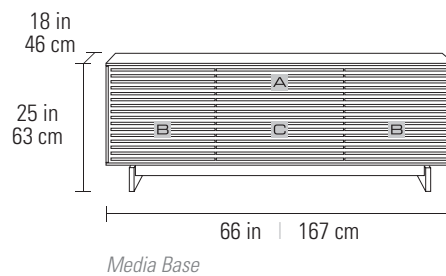
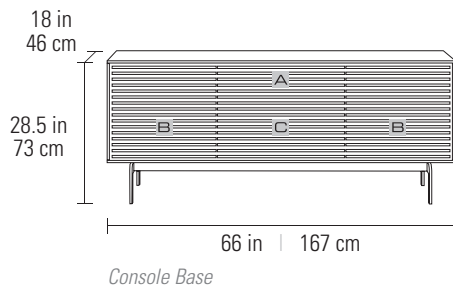
B Center Compartment

Dimensions	11.5H x 38.75 x 16 in 29.4H x 98.6 x 40.5 cm
Shelf Capacity	50 lbs 23 kg
Bottom Shelf Capacity	50 lbs 23 kg



7477 STORAGE CONSOLE + MEDIA CABINET

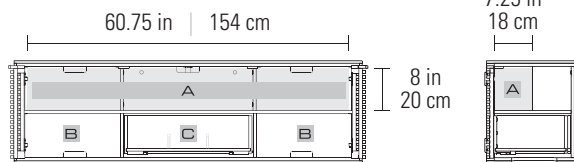
Recommended TV Size	up to 70"
Dimensions (with Console Base)	28.5H x 66 x 18 in 73H x 167 x 46 cm
Dimensions (with Media Base)	25H x 66 x 18 in 63H x 167 x 46 cm
Component Capacity	5
Number of Adjustable Shelves	0
Top Shelf Capacity	125 lbs 57 kg
Weight (with Console Base)	161.5 lbs 73 kg
Weight (with Media Base)	158.5 lbs 72 kg



A Top Shelf / Speaker Compartment

Dimensions	
*with Soundbar	8H x 60.75 x 7.25 in 20H x 154 x 18 cm
**without Soundbar	8.25H x 24.5 x 14.5 in 20H x 62 x 36 cm

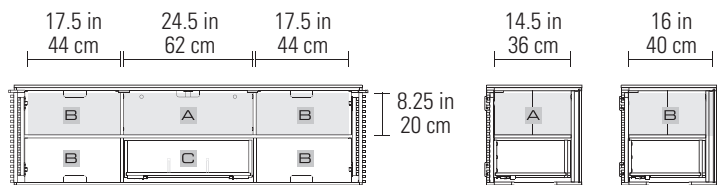
*WITH SOUNDBAR



B Side Compartments

Dimensions	8.25H x 19 x 15 in 2H x 48 x 38.5 cm
Fixed Shelf Capacity	50 lbs 23 kg
Bottom Shelf Capacity	50 lbs 23 kg

**WITHOUT SOUNDBAR



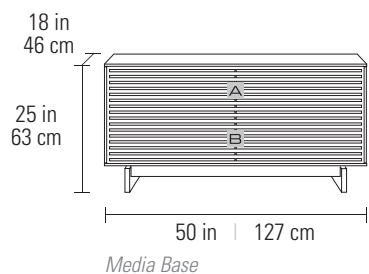
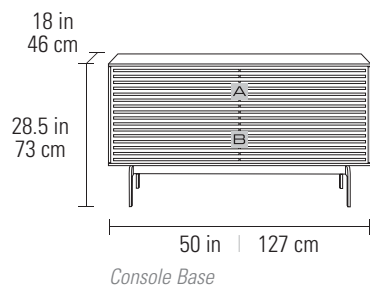
C Center Drawer

Dimensions	6.5H x 23.75 x 12.75 in 16.8H x 58.2 x 32.5 cm
Drawer Capacity	25 lbs 11 kg



7478 STORAGE CONSOLE + MEDIA CABINET

Recommended TV Size	up to 60"
Dimensions (with Console Base)	28.5H x 50 x 18 in 73H x 127 x 46 cm
Dimensions (with Media Base)	25H x 50 x 18 in 63H x 127 x 46 cm
Component Capacity	4-6
Number of Adjustable Shelves	0
Top Shelf Capacity	125 lbs 57 kg
Weight (with Console Base)	115.5 lbs 52.5 kg
Weight (with Media Base)	112.5 lbs 51 kg



A Top Speaker / Component Compartment

Dimensions	
Component Use (x2)	8.25H x 23.5 x 14.5 in 21H x 60 x 36.5 cm
Speaker Use	8.25H x 47 x 7.25 in 21H x 120 x 18.5 cm
Shelf Capacity	50 lbs 23 kg

B Lower Compartments

Dimensions	8.25H x 23.5 x 16 in 21H x 60 x 40.5 cm
Shelf Capacity	50 lbs 23 kg



FEATURES

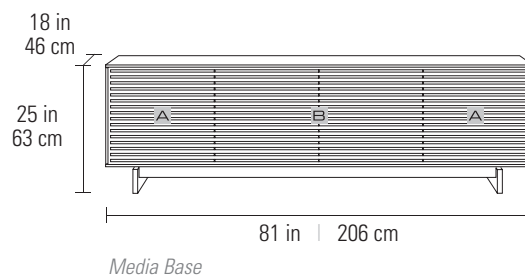
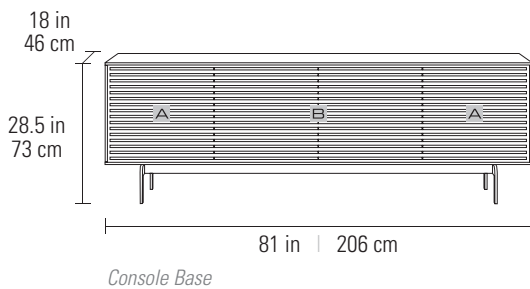
- Media or Console Base Option
- Acoustically Transparent Doors
- Cable Management System
- Hidden Wheels (Media base)
- IR-Friendly Doors
- Removable Back Panels
- Soundbar Platform
- TV Safety Strap

FOG GREY
(FOG)

SATIN WHITE
(SW)

7479 STORAGE CONSOLE + MEDIA CABINET

Recommended TV Size	up to 85"
Dimensions (with Console Base)	28.5H x 81 x 18 in 73H x 206 x 46 cm
Dimensions (with Media Base)	25H x 81 x 18 in 63H x 206 x 46 cm
Component Capacity	8–12
Number of Adjustable Shelves	3
Adjustable Shelf Increments	1.25 in 32 mm; 5 positions
Top Shelf Capacity	150 lbs 68 kg
Weight (with Console Base)	178 lbs 81 kg
Weight (with Media Base)	175 lbs 79 kg




A Side Compartments

Dimensions	7.75H x 19.5 x 16 in 20H x 49.5 x 40.5 cm
Adjustable Shelf Capacity	25 lbs 11.3 kg
Bottom Shelf Capacity	50 lbs 23 kg

B Center Compartment

Dimensions	17H x 37.5 x 14.25 in 43.8H x 95.2 x 36.5 cm
Adjustable Shelf Capacity	50 lbs 23 kg
Bottom Shelf Capacity	50 lbs 23 kg





Align 7473 with Console Base in Fog Grey finish



Align 7477 with Media Base in Satin White finish



For the most up-to-date product specifications, visit www.bdiusa.com. Note: Recommended TV size is based on industry average sizes. See manufacturer's specs to ensure proper fit. BDI's products are protected by U.S. patent, international patent, trade dress and/or copyright laws. "Align" and BDI are trademarks of Becker Designed Inc. All rights reserved. Refer to current price list or contact BDI for specific model and finish availability. Materials and specifications subject to change without notice. BDI products are packaged with recyclable materials. ©2020, BDI