

CORRIDOR®

BD



CORRIDOR®

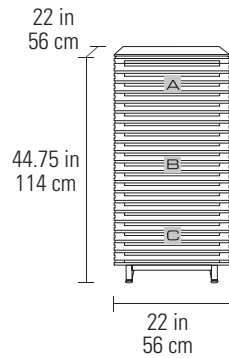
DESIGN **MATTHEW WEATHERLY**

This award-winning collection consists of a full line of media cabinets including storage consoles, a corner TV cabinet and an AV tower. Corridor features louvered hardwood doors that allow a speaker's sound or a remote control's signal to pass through unobstructed.

8172 AUDIO TOWER

- Tower can accommodate multiple components, CDs, DVDs and/or albums, with two adjustable compartments
- Satin-etched black glass top conceals a power management compartment
- Ventilation through door, shelves and back panels allows heat to escape

Recommended TV Size	N/A
Dimensions	44.75H x 22 x 22 in 114H x 56 x 56 cm
Component Capacity	4-6
Top Shelf Capacity	50 lbs 23 kg
Weight	127 lbs 58 kg



A Media Shelf


Dimensions	5.1H x 20.4 x 5.9 in 13H x 52 x 15 cm
Shelf Capacity	25 lbs 11 kg

B Upper Component Compartment

Dimensions	17.4H x 20.4 x 20.25 in 44H x 52 x 51.5 cm
Adjustable Shelf Increments	1.25 in 32mm; 8 positions
Adjustable Shelf Capacity	50 lbs 23 kg
Bottom Shelf Capacity	50 lbs 23 kg

C Lower Component Compartment

Dimensions	13.5H x 20.4 x 14 in 34.4H x 52 x 35.6 cm
Adjustable Shelf Increments	1.25 in 32mm; 4 positions
Adjustable Shelf Capacity	50 lbs 23 kg
Bottom Shelf Capacity	100 lbs 45 kg



Door can be positioned to open from left or right



The tower's top is the ideal home for a turntable and the lower section can be configured for album storage

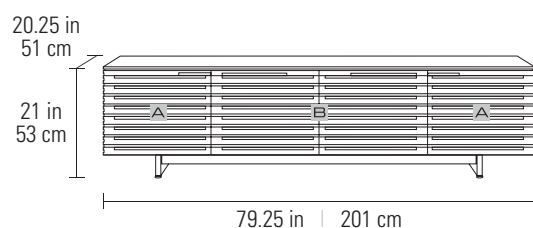


Satin-etched glass top conceals a compartment to contain a power strip

8173 LOW MEDIA CABINET

- Center compartment features a wide shelf, suitable for use with many soundbars
- Side component compartments include an adjustable shelf
- Satin-etched glass top is resistant to fingerprints and scratching

Recommended TV Size	up to 85"
Dimensions	21H x 79.25 x 20.25 in 53H x 201 x 51 cm
Component Capacity	6-9
Adjustable Shelf Increments	1.25 in 32mm; 3 positions
Top Shelf Capacity	175 lbs 79 kg
Weight	208 lbs 94 kg



A Side Compartments

Dimensions	13.2H x 19 x 18.3 in 33.7H x 48.3 x 46.6 cm
Adjustable Shelf Capacity	50 lbs 23 kg
Bottom Shelf Capacity	100 lbs 45 kg

B Center Compartment

Dimensions	13.2H x 38.1 x 15.9 in 33.7H x 97 x 40.4 cm
Adjustable Shelf Capacity	50 lbs 23 kg
Bottom Shelf Capacity	100 lbs 45 kg



Louvered doors allow speaker sound and remote control signals to pass through unobstructed

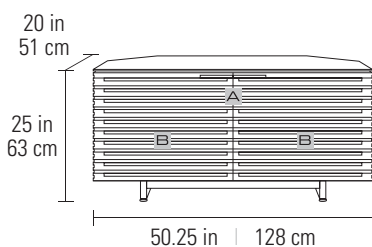


Center compartment accommodates a soundbar up to 38.1 in | 97 cm wide

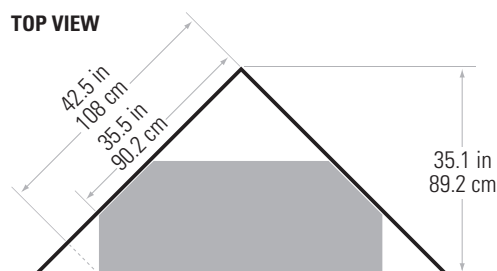
8175 CORNER MEDIA CABINET

- Tapered rear corners allow cabinet to fit neatly into a corner or flat against a wall
- Top fixed shelf accommodates a soundbar or components
- Adjustable lower shelves hold components and/or media
- For added security, 8175 is not available with wheels

Recommended TV Size	up to 55"
Dimensions	25H x 50.25 x 20 in 63H x 128 x 51 cm
Component Capacity	5–8
Adjustable Shelf Increments	1.25 in 32mm; 4 positions
Top Shelf Capacity	175 lbs 79 kg
Weight	140 lbs 64 kg



TOP VIEW



A Top Speaker/Component Compartment

Dimensions	
Component Use	6.9H x 17.9–23.9 x 15.1 in 17.6H x 45.5–60.8 x 38.4 cm
Speaker Use	6.9H x 48.5 x 8.4 in 17.6H x 123.3 x 21.4 cm
Fixed Shelf Capacity	50 lbs 23 kg

B Lower Compartments

Dimensions	10H x 15.2–23.9 x 18.3 in 25.5H x 38.6–60.8 x 46.6 cm
Adjustable Shelf Capacity	50 lbs 23 kg
Bottom Shelf Capacity	75 lbs 34 kg



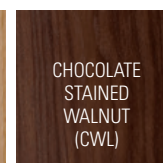
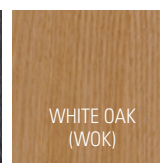
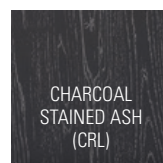
Full-width top shelf is the ideal home for a soundbar



Tapered panels allow model 8175 to fit neatly into corners

FEATURES

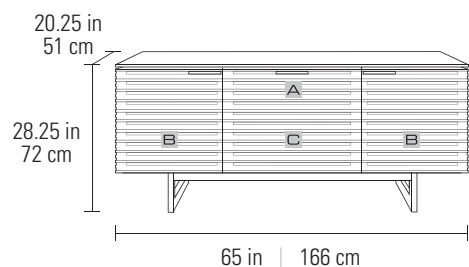
- Acoustically Transparent Doors
- Adjustable Shelves
- Cable Management System
- Hidden Wheels (except 8175)
- IR-Friendly Doors
- Removable Back Panels
- Soundbar Shelf
- TV Safety Strap



8177 MEDIA CONSOLE

- Three-door cabinet with louvered front panels
- Cabinet conceals a full-width top shelf for a soundbar or components
- Center panel pulls out to reveal a media storage drawer
- Black steel legs include adjustable levelers and hidden wheels that can be removed if desired

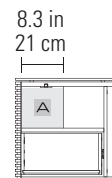
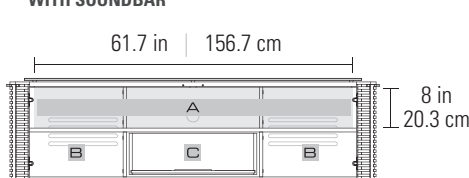
Recommended TV Size	up to 70"
Dimensions	28.25H x 65 x 20.25 in 72H x 166 x 51 cm
Component Capacity	6–9
Adjustable Shelf Increments	N/A
Top Shelf Capacity	150 lbs 68 kg
Weight	204 lbs 93 kg



A Top Shelf / Speaker Compartment

Dimensions	
*with Soundbar	8H x 61.7 x 8.3 in 20.3H x 156.7 x 21 cm
*without Soundbar	8H x 25.7 x 16 in 20.3H x 65.2 x 40.6 cm
Bottom Shelf Capacity	75 lbs 34 kg

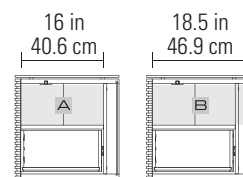
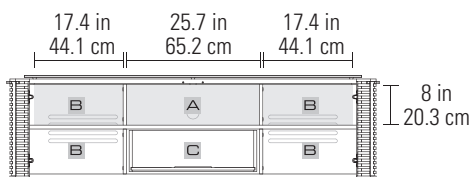
***WITH SOUNDBAR**



B Side Compartments

Dimensions	8.6H x 17.4 x 18.5 in 22H x 44.1 x 46.9 cm
Bottom Shelf Capacity	75 lbs 34 kg

****WITHOUT SOUNDBAR**



C Center Drawer

Dimensions	7.4H x 23.4 x 14.4 in 18.8H x 59.4 x 36.5 cm
Drawer Capacity	40 lbs 18 kg



Corridor 8177 features a full-length top shelf for use with a soundbar or components. The center drawer pulls out for easy access to concealed media storage



All Corridor models feature solid louvered doors that allow a speaker's sound or remote control signals to easily pass through



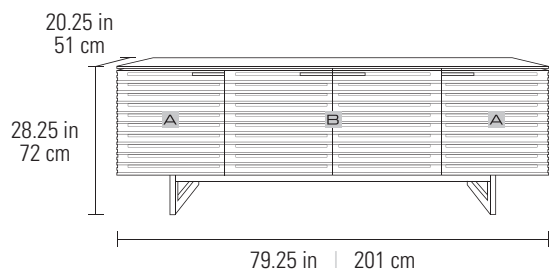
8171 LOW LEG KIT

This optional accessory for Corridor 8177 & 8179 allows the user to swap the taller legs for these shorter legs. Height of lower legs is 4.7 in | 12 cm, reducing overall height by 3.75 in | 9.5 cm.

8179 MEDIA CONSOLE

- Four-door console with three inner compartments
- Center compartment can accommodate a large center channel speaker or small soundbar
- Side compartments include an adjustable center shelf

Recommended TV Size	up to 85"
Dimensions	28.25H x 79.25 x 20.25 in 72H x 201 x 51 cm
Component Capacity	8–12
Number of Adjustable Shelves	3
Adjustable Shelf Increments	1.25 in 32 mm; 7 positions
Top Shelf Capacity	175 lbs 79 kg
Weight	216 lbs 98 kg



A Side Compartments

Dimensions	17.4H x 19 x 18.4 in 44.3H x 48.3 x 46.9 cm
Adjustable Shelf Capacity	50 lbs 23 kg
Bottom Shelf Capacity	100 lbs 45 kg

B Center Compartment

Dimensions	17.4H x 38.1 x 16 in 44.3H x 97 x 40.7 cm
Adjustable Shelf Capacity	50 lbs 23 kg
Bottom Shelf Capacity	100 lbs 45 kg



Corridor 8179's center doors conceal a large adjustable shelf for use with a center channel speaker up to 38.1 in | 97 cm wide



Most Corridor models include wheels that allow the cabinets to be rolled away from the wall for easy access to the back of components.



8171 LOW LEG KIT

This optional accessory for Corridor 8177 & 8179 allows the user to swap the taller legs for these shorter legs. Height of lower legs is 4.7 in | 12 cm, reducing overall height by 3.75 in | 9.5 cm.



For the most up-to-date product specifications, visit www.bdiusa.com. Note: Recommended TV size is based on industry average sizes. See manufacturer's specs to ensure proper fit. BDI's products are protected by U.S. patent, international patent, trade dress and/or copyright laws. "Corridor" and BDI are trademarks of Becker Designed Inc. All rights reserved. Refer to current price list or contact BDI for specific model and finish availability. Materials and specifications subject to change without notice. BDI products are packaged with recyclable materials. ©2020, BDI