

# synergy 337

system

**SALAMANDER**  
DESIGNS

Shown in Walnut Wood with Black Posts



## FEATURES

- Patented, modular design
- Sturdy anodized aluminum posts support the shelves at precise heights
- Wood veneer surfaces and solid wood door frames
- Perforated door inserts permit IR signals, add ventilation and mask speakers
- Snap-on hinges fully extend doors and remove easily for better in-cabinet access
- Six infinitely adjustable shelves
- Removable rear panel allows easy access to A/V components
- Precision leveling feet keep the cabinet level even on uneven floors

## EXTERIOR

65.75"w x 31"h x 19.75"d

1670mm x 787mm x 502mm

## INTERIORS

19.75"w x 27.75"h x 18"d (X3)

502mm x 705mm x 457mm (X3)

## CAPACITIES

Top: 350 lbs - TVs up to 70"

159 kg - TVs up to 70"

Bottom Shelf: 350 lbs

159 kg

6 Adjustable Shelves: 75 lbs each

34 kg each

Maximum: 1000 lbs

453 kg


## WOODS




Maple



Cherry



Walnut



Black

## POSTS




Satin Aluminum



Matte Black

## DOOR INSERTS



Standard  
Perforated Steel