

synergy 323

system

SALAMANDER
DESIGNS

Shown in Maple wood with Black Posts



FEATURES

- Patented, modular design
- Sturdy anodized aluminum posts support the shelves at precise heights
- Wood veneer surfaces and solid wood door frames
- Perforated door inserts permit IR signals, add ventilation and mask speakers
- Snap-on hinges fully extend doors and remove easily for better in-cabinet access
- Four infinitely adjustable shelves
- Removable rear panel allows easy access to A/V components
- Precision leveling feet keep the cabinet level even on uneven floors

EXTERIOR

44.5"w x 31"h x 19.75"d

1130mm x 787mm x 502mm

INTERIORS

19.75"w x 27.75"h x 18"d

502mm x 705mm x 457mm

CAPACITIES

Top: 250 lbs - TVs up to 42"

114 kg - TVs up to 42"

Bottom Shelf: 250 lbs

114 kg

4 Adjustable Shelves: 75 lbs each

34 kg each


WOODS




Maple



Cherry



Walnut



Black

POSTS




Satin Aluminum



Matte Black

DOOR INSERTS



Standard
Perforated Steel