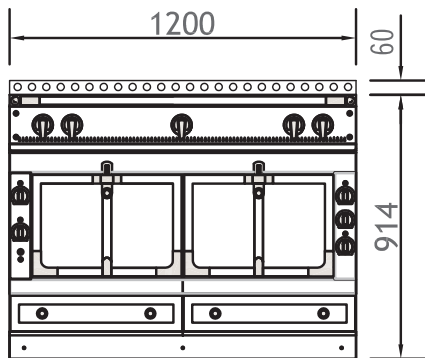


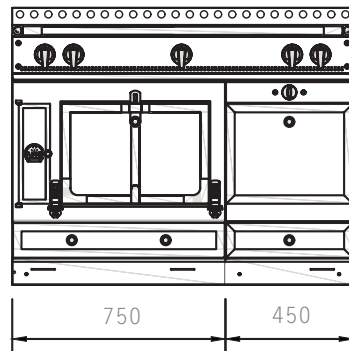
# 120 & 120 WD: G42 & G41



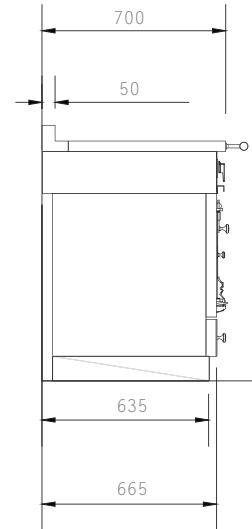
The Chateau 120 range embodies an impressive cooking capability in a deceptively small package. Measuring nearly 48", this robust range features two vaulted ovens, one gas and one electric, and seven possible rangetop configurations. A Châtelet 120 is also available, which features one standard gas or electric oven and one warming cupboard.



SHOWN: G42



SHOWN: G41



## SPECIFICATIONS

### CHÂTEAU 120: G42

1200 W x 700 D x 920 H (mm)  
 47.2 W x 27.6 D x 36 H (inches)  
 Approx. 490 lb. uncrated, 780 lb. crated  
 Choice of 7 top configurations

**3-Element Cooktop configuration starting from \$44,500**

**4-Element with induction Cooktop configuration starting from \$46,100**

#### STANDARD FEATURES INCLUDE:

- 1 Vaulted Gas Oven with Electric Broiler 16.8W x 19.8D x 11.8H – 2.3 cubic feet (left)
- 1 Vaulted Electric Oven with Electric Broiler 16.8W x 17.5D x 11.8H – 2.0 cubic feet (right)

### CHÂTELET 120 WD: G41

1200 W x 700 D x 920 H (mm)  
 47.2 W x 27.6 D x 36 H (inches)  
 Approx. 500 lb. uncrated, 800 lb. crated  
 Choice of 7 top configurations

**3-Element Cooktop Configuration starting from \$43,400**

**4-Element Cooktop Configuration starting from \$45,000**

#### STANDARD FEATURES INCLUDE:

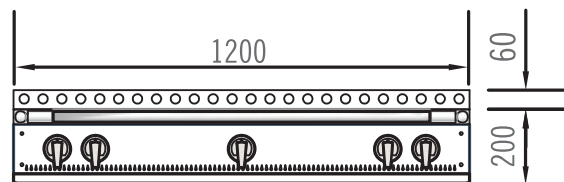
- 1 Vaulted Gas Oven with Electric Broiler or
- 1 Vaulted Electric oven with Electric Broiler
- AND
- 1 Electric Warming Drawer with temperature ranging from 130 – 240 F

### CHÂTEAU RANGETOP 120: T42

1200 W x 700 D x 200 H (mm)  
 47.2 W x 27.6 D x 7.9 H (inches)  
 Approx. 200 lb. uncrated, 300 lb. crated  
 Choice of 7 top configurations

**3-Element Cooktop configuration starting from \$15,300**

**4-Element with induction Cooktop configuration starting from \$16,900**



## LE CHÂTEAU OPTIONS

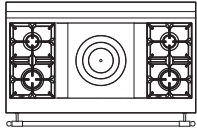
*Enamel and Metal Body Options:* Chateau ranges are available in a variety of 50 enamel or metal body finishes, and can also be customized in a one-of-a-kind color. Prices may vary depending on colors selected.

*Trim Options:* Polished Brass, Brushed Brass, Brushed Stainless Steel, Brushed Nickel, Polished Chrome, Polished Copper, Matte Black, Black Shiny Chrome, Matte Bronze, Brushed Copper and Polished Stainless Steel. Prices may vary depending on trims selected.




# 120 & 120 WD: G42 & G41

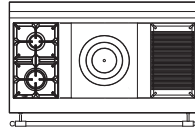
## RANGETOP CONFIGURATIONS




**120 US E0**  
 2 gas burners (small burner at the back)  
 1 Plaque "French Top" (large)  
 2 gas burners (small burner at the back)




**120 US E1**  
 2 gas burners (small burner at the back)  
 1 maxi burner  
 2 gas burners (small burner at the back)



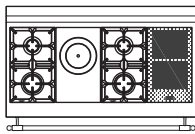
**120 US E2**  
 2 gas burners (small burner at the back)  
 1 Plaque "French Top" (large)  
 1 gas lava-rock grill




**120 US E4\***  
 2 gas burners (small burner at the back)  
 1 Plaque "French Top" (large)  
 2 induction plates



**120 US E5**  
 2 gas burners (small burner at the back)  
 1 Plaque "French Top" (large)  
 1 large electric Teppan-Yaki



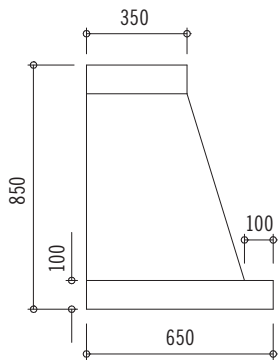
**120 US ED\***  
 2 gas burners (small burner at the back)  
 1 Plaque "French Top" (small)  
 2 gas burners (small burner at the back)  
 2 induction plates



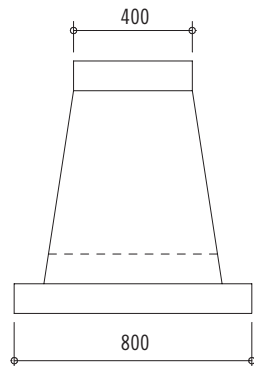
**120 US EF**  
 2 gas burners (small burner at the back)  
 1 maxi burner  
 1 large electric Teppan-Yaki

\*Induction element incurs an upcharge of \$2,200 per element

## CHÂTEAU SERIES HOODS



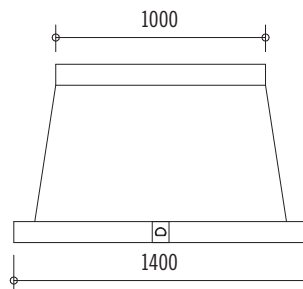
**Standard Configuration Wall Hood**  
 Side View



**Standard Configuration Island Hood**  
 Side View

Since every installation is unique, Hotte Chateau hoods are sold without a blower system, as a shell-only. Motorized hoods are available for standard wall-mounted Hotte Chateau. Please contact your local HVAC contractor to discuss specific installation requirements. La Cornue does offer standard Chateau hood models with blower option, as noted below. For custom inserts, please inquire with Middleby Residential directly.

Traditional wall mounted hood. Island Hoods are also available. Custom Hoods available by quote. Hood height may be increased up to 1500 mm/ 59 inches by adding height to the upper band (total maximum height would be 2250 mm/88.5 inches).



**HOTTE CHATEAU 120: H42T0**  
 1400 W x 850 H x 650 D (mm)  
 55.1 W x 33.5 H x 25.6 D (inches)  
**Shell-Only Starting from \$10,100**  
**Mortorized Hood Starting from \$13,000**  
**Island configuration: H42C0**  
**Starting from \$17,400**

\*Motorized Factory installed blower and liner are available for the Chateau Hotte wall mounted hoods only. Motorized hoods include a 1200 CFM blower for all two oven cookers and a 600 CFM blower for all one oven cookers. They also include, liner, lights, mesh magnetic filters and a remote control.