

MEDMCW31WS

30-INCH TRIPLE COMBINATION BUILT-IN OVEN WITH SPEED OVEN

MASTERPIECE® SERIES



FEATURES & BENEFITS

- ★ - First triple combination oven with speed oven in the market
- Designed for flexibility – standard or flush installation into kitchen cabinets
- Specially crafted gray glass on stainless steel for a luxurious look and finish
- Speed oven with microwave capability can broil and convection bake
- Large commercial style rotisserie with 12 pound capacity

ACCESSORIES (INCLUDED)

Upper Cavity: Metal Turntable, Rack, Ceramic Tray; Lower Cavity: 3 Telescopic Racks, Multi-point Meat Probe, Max Broil Pan, Rotisserie

WARRANTY

Limited Warranty Parts and Labor	2 Year
----------------------------------	--------

GENERAL PROPERTIES

Heating Modes – Upper Cavity

36 CookSmart™ Auto Programs (including True Convection, Speed Convection, Broil, Convection Broil, Keep Warm) and Heating Programs and Microwave Programs

Heating Modes – Lower Cavity

(16) Bake, Broil, Max Broil, Roast, Convection Bake, Convection Broil, Max Convection Broil, Convection Roast, Proof, Warm, Pizza, True Convection, Dehydrate, Speed Convection, Slow Roast, Rotisserie

Sabbath		Yes
Warming Drawer		Yes
Cleaning Type – Lower Cavity		Easy Clean and Self Clean
Telescopic Rack(s)		3
Illumination Type	Upper Cavity Lower Cavity	LED Halogen
Interior Lights	Upper Cavity Lower Cavity	1 2
Home Connect (Wi-Fi Enabled)		Yes, Lower Oven Only

OVEN PERFORMANCE

Microwave Power	1,000 W	
Bake / Broil Element	Upper Cavity Lower Cavity	600 W / 1,750 W 2,400 / 1,000/3,800 W
Convection Element	Upper Cavity Lower Cavity	1,700 W 2,000 W
Warming Drawer	450 W	

TECHNICAL DETAILS

Watts	10,200 W	
Circuit Breaker	50 A	
Volts; Frequency	240 / 208 V; 60 Hz	
Plug Type	Fixed Connection, No Plug	
Conduit	60" 4-Wire	
Energy Source	Electric	

DIMENSIONS & WEIGHT

Overall Appliance Dimensions (HxWxD)	61 3/16" x 29 3/4" x 24 1/2"
Trim Overlaps (Top – Sides – Bottom)	1/2" – 9/16" – 0"
Required Cutout Size (HxWxD) – Standard	60 3/4" x 28 1/2" x 23 1/2"
Required Cutout Size (HxWxD) – Flush	61 5/16" x 30" x 24 1/2"
Speed Oven Capacity	1.6 cu. ft.
Oven Capacity	4.5 cu. ft.
Warming Drawer Capacity	2.5 cu. ft.
Overall Lower Oven Interior Dimensions (HxWxD)	17 3/4" x 24" x 17 7/8"
Usable Lower Oven Interior Dimensions (HxWxD)	13 1/2" x 21 5/8" x 16 1/4"
Net Weight	346 lbs

MASTERPIECE® SERIES



Door Handle Depth*

Masterpiece Series Handle

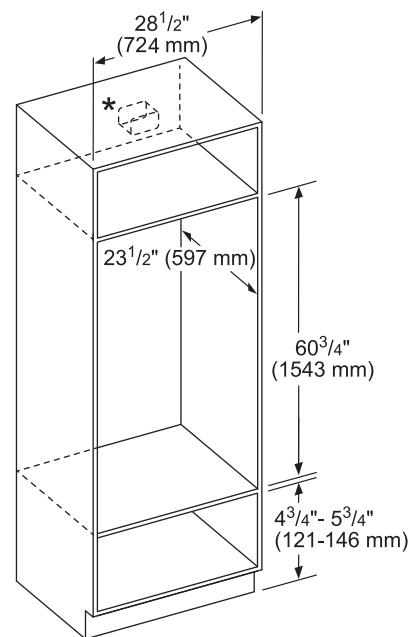


*Protrusion of handle
from door skin

Technical drawing of the 3-drawer unit showing dimensions in inches and millimeters:

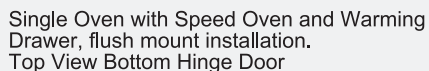
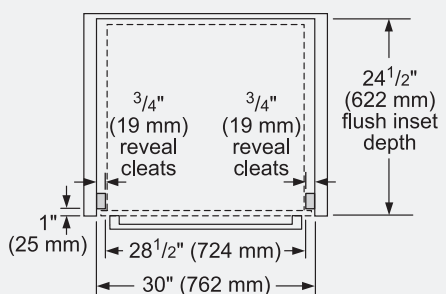
- Top width: $28\frac{7}{16}"$ (722 mm)
- Top depth: $29\frac{3}{4}"$ (755 mm)
- Overall height: $60\frac{5}{8}"$ (1539 mm)
- Overall depth: 50" (1270 mm)
- Drawer height (top two): $61\frac{3}{16}"$ (1554 mm)
- Drawer height (bottom): $22\frac{3}{8}"$ (568 mm)
- Bottom width: $24\frac{1}{2}"$ (597 mm)
- Bottom depth: $23\frac{1}{2}"$ (597 mm)

measurements in inches (mm)

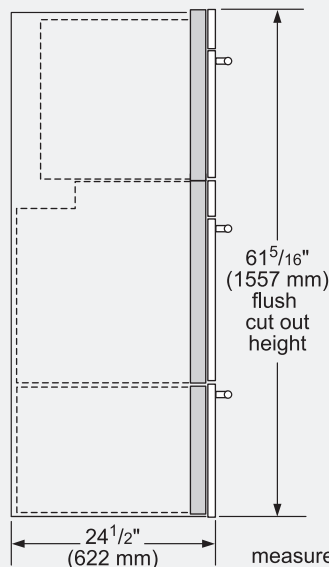


* Junction box may be installed above, right or left of the unit within range of the power cord.

measurements in inches (mm)

Side View-Single Oven with
Speed Oven and Warming Drawer

measurements in inches (mm)



measurements in inches (mm)

Specifications are for planning purposes only. Refer to installation instructions and consult your countertop supplier prior to making counter opening. Consult with a heating and ventilation engineer for your specific ventilation requirements. For the most detailed information, refer to installation instructions accompanying product or write to Thermador indicating the model number. Specifications are correct at time of printing. Thermador reserves the right to change product specifications or design without notice. Some models are certified for use in Canada. Thermador is not responsible for products that are transported from the U.S. for use in Canada.