

DW2450WS



FEATURES

Built-in water softener to reduce hard water spots on dishes and ensure optimal performance

Custom wash and dry options and three separate spray arms to ensure optimal cleaning performance

Height-adjustable middle rack and fold-down tines adjust to any size or combination of dishes

Accepts cabinet panels for a custom look or stainless panels and handles to match Sub-Zero and Wolf products

Near-silent operation never interrupts the conversation

Easy-to-use, touch controls and display are hidden to maintain clean lines and a status floor light indicates cycle status

Rigorously tested in our U.S. manufacturing facilities to ensure decades of use

Exceptional 24/7 support from Madison, WI-based Customer Care team

ACCESSORIES

Pro Handle

Tubular Handle

24" Stainless Steel Door Panels

60cm Stainless Steel Door Panels

24" Stainless Steel Kickplates

60cm Stainless Steel Kickplates

Accessories are available through an authorized dealer.
For local dealer information, visit subzero-wolf.com/locator.



HANDLE ACCESSORIES

PRO



TUBULAR

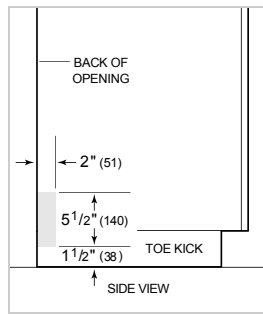
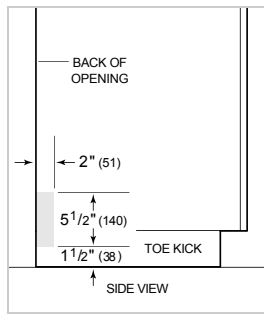


PRODUCT SPECIFICATIONS

Model	DW2450WS
Dimensions	23 5/8"W x 34 1/2"H x 23 1/4"D
Door Clearance	26 3/4"
Electrical Supply	115 VAC, 60 Hz
Electrical Service	15 amp dedicated circuit
Receptacle	3-prong grounding-type
Cord Length	3'
Water Connection	5' braided tubing with 3/8" female compression fitting
Drain Connection	5' (1.5 m) corrugated tubing
Plumbing Pressure	30–140 psi

ELECTRICAL

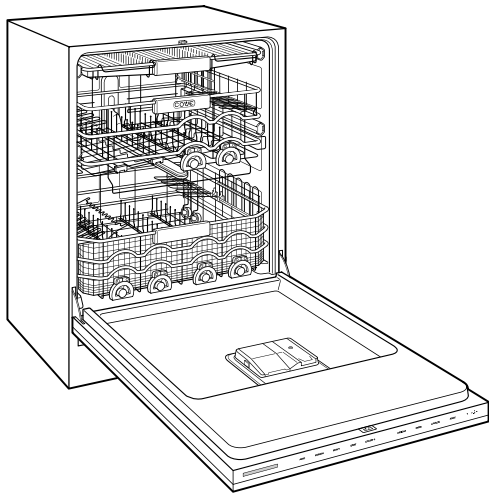
PLUMBING



NOTE: Dimensions in parenthesis are in millimeters unless otherwise specified

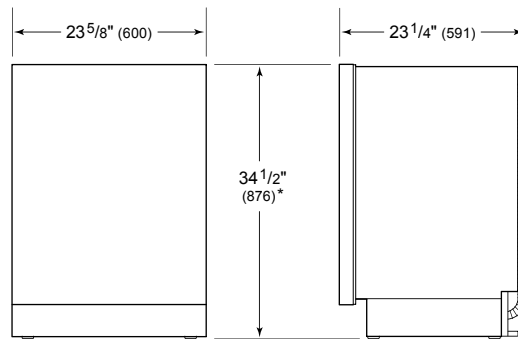
PANEL SPECIFICATIONS For complete panels specifications including width/height, weight requirements and thickness requirements visit subzero-wolf.com/reveal.

INTERIOR VIEW

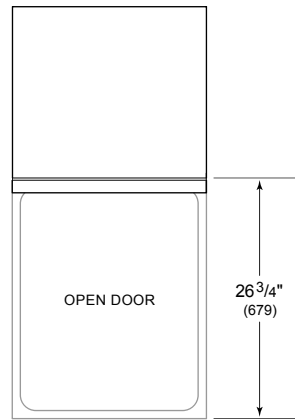


This illustration is intended for interior reference only and may not represent the exterior of the model being specified.

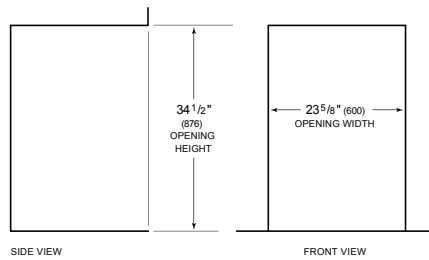
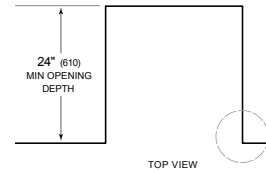
DIMENSIONS



*34" (864) MIN TO 34 5/8" (880) MAX



STANDARD INSTALLATION



NOTE: 3 1/2" (89) finished returns will be visible and should be finished to match cabir

