



SLEEK CONTEMPORARY

MIAMI

WARM GLOSS WHITE

High-gloss, warm white side panels and doors beautifully offset the chocolate brown glass top.



Sleek Warm White Gloss
Doors And Sides

Brown Speaker Grill

Chocolate Brown Glass Top



MIAMI

WARM GLOSS WHITE

CONTEMPORARY

CHAMELEON COLLECTION



Miami 217 23.25"W x 21.5"H x 21.25"D
Single Cabinet | C/MM217/GW
Subwoofer Enclosure | C/MM217SE/GW



Miami 317 23.25"W x 31.25"H x 21.25"D
Single Cabinet | C/MM317/GW
Rack Mount Cabinet | C/MM317RM/GW



Miami 517 23.25"W x 50.875"H x 21.25"D
Single Cabinet | C/MM517/GW
Rack Mount Cabinet | C/MM517RM/GW



Miami 617 23.25"W x 60.625"H x 21.25"D
Single Cabinet | C/MM617/GW
Rack Mount Cabinet | C/MM617RM/GW



Miami 221 44"W x 21.5"H x 21.25"D
Twin Cabinet | C/MM221/GW



Miami 221 Corner 44"W x 21.5"H x 21.25"D
Twin Corner Cabinet | C/MM221CR/GW



Miami 329 44"W x 31.25"H x 21.25"D
Twin Cabinet | C/MM329/GW



Miami 329 Corner 44"W x 31.25"H x 21.25"D
Twin Corner Cabinet | C/MM329CR/GW



Miami 323 44"W x 31.25"H x 21.25"D
Twin Cabinet | C/MM323/GW
Rack Mount Cabinet | C/MM323RM/GW



Miami 323 Corner 44"W x 31.25"H x 21.25"D
Twin Corner Cabinet | C/MM323CR/GW



Miami 236 64.75"W x 21.5"H x 21.25"D
Triple Cabinet | C/MM236/GW



Miami 237 64.75"W x 21.5"H x 21.25"D
Triple Cabinet | C/MM237/GW



Miami 336 64.75"W x 31.25"H x 21.25"D
Triple Cabinet | C/MM336/GW



Miami 337 64.75"W x 31.25"H x 21.25"D
Triple Cabinet | C/MM337/GW



Miami 339 64.75"W x 31.25"H x 21.25"D
Triple Cabinet | C/MM339/GW



Miami 245 85.5"W x 21.5"H x 21.25"D
Quad Cabinet | C/MM245/GW



Miami 247 85.5"W x 21.5"H x 21.25"D
Quad Cabinet | C/MM247/GW



Miami 345 85.5"W x 31.25"H x 21.25"D
Quad Cabinet | C/MM345/GW



Miami 347 85.5"W x 31.25"H x 21.25"D
Quad Cabinet | C/MM347/GW

CR - Corner
RM - Rack Mount, Pro Audio
SUB - Subwoofer Enclosure
W - Wall Mountable
Speaker Integration



INTERIOR SPECIFICATIONS

A - Single-Width Compartment

19.75"W x 19.5"D x 17.75"H

B - Single-Width Compartment

19.75"W x 19.5"D x 27.75"H

C - Media Drawer

18.625"W x 18"D x 7.75"H

holds 75 DVD's and or 111 CD's upright

D - Single-Width Center Speaker / Multi-Functional Compartment

19.75"W x 19.5"D x 9"H

G - Double-Width Center Speaker / Multi-Functional Compartment

40.5"W x 19.5"D x 9"H

F - Triple-Width Center Speaker / Multi-Functional Compartment

61.25"W x 19.5"D x 9"H

J - Double-Width Compartment

40"W* x 19"D* x 17.5"H

H - Double-Width Compartment

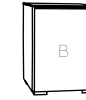
40"W* x 19"D* x 27.75"H



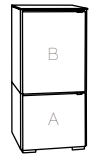
217
SUBWOOFER ENCLOSURE
Includes Rear Speaker Grill



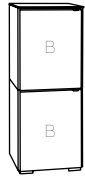
217
Rec. TV Size: up to 32"
Top Holds: 150 lbs



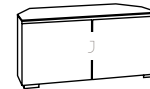
317
Rec. TV Size: up to 32"
Top Holds: 150 lbs



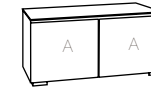
517
Rec. TV Size: up to 32"
Top Holds: 150 lbs



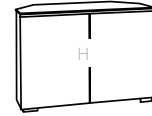
617
Rec. TV Size: up to 32"
Top Holds: 150 lbs



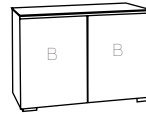
212 CORNER
Top Holds: 150 lbs



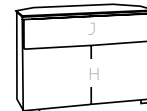
221
Rec. TV Size: up to 46"
Top Holds: 150 lbs



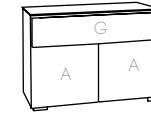
323 CORNER
Top Holds: 150 lbs



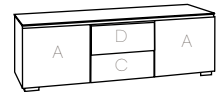
323
Rec. TV Size: up to 46"
Top Holds: 150 lbs



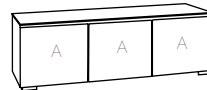
329 CORNER
Top Holds: 150 lbs



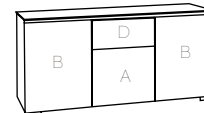
329
Rec. TV Size: up to 32"
Top Holds: 150 lbs



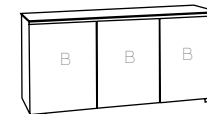
236
Rec. TV Size: up to 32"
Top Holds: 150 lbs



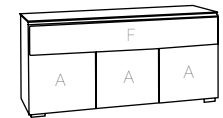
237
Rec. TV Size: up to 65"
Top Holds: 150 lbs



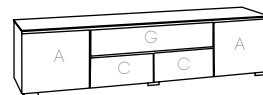
336
Rec. TV Size: up to 65"
Top Holds: 150 lbs



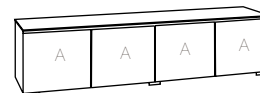
337
Rec. TV Size: up to 65"
Top Holds: 150 lbs



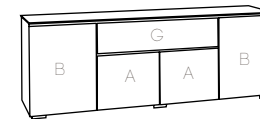
339
Rec. TV Size: up to 65"
Top Holds: 150 lbs



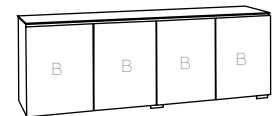
245
Rec. TV Size: up to 70"+
Top Holds: 150 lbs



247
Rec. TV Size: up to 70"+
Top Holds: 150 lbs

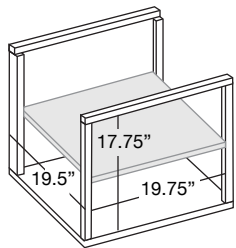


345
Rec. TV Size: up to 70"+
Top Holds: 150 lbs

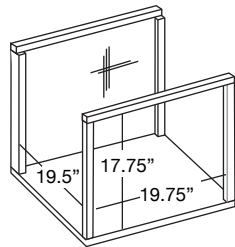


347
Rec. TV Size: up to 70"+
Top Holds: 150 lbs

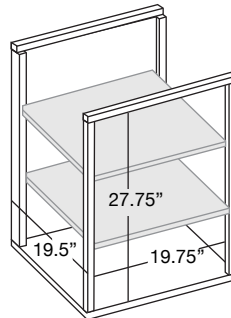
INTERIOR SPECIFICATIONS



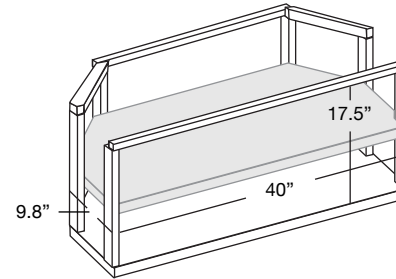
A



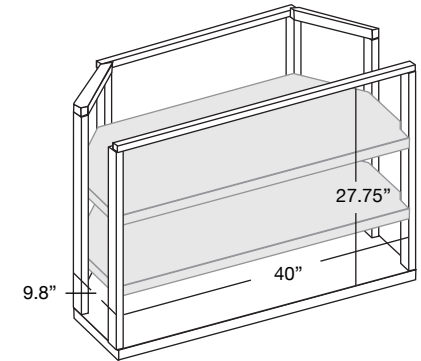
A1



B

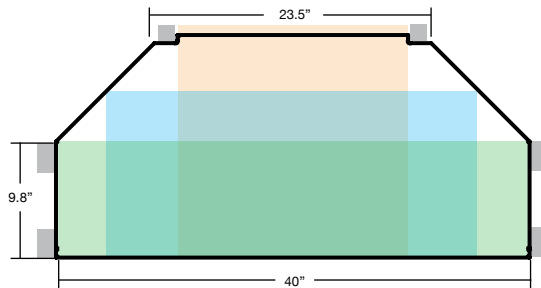


J



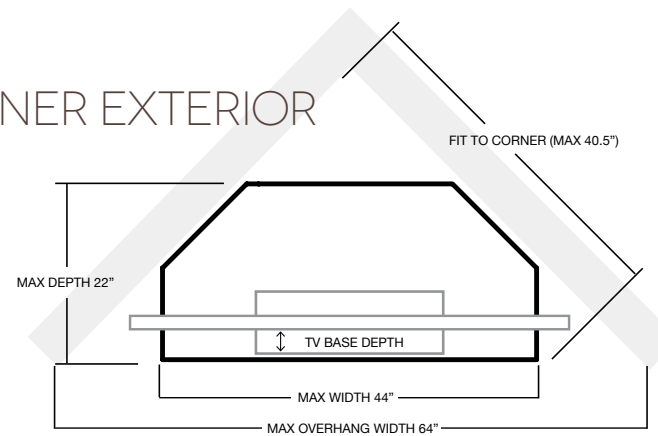
H

CORNER INTERIOR



- 40" wide x 10" deep
- 32" wide x 14" deep
- 19" wide x 20" deep

CORNER EXTERIOR



TV SIZING:

For every 1" of depth required by the TV base, subtract 1.8 from 64. This is the MAX TV width at the required depth. Note: Minor gains can be had by moving cabinet forward. This will cause a gap but will produce 1.8" in width per inch moved forward.