



24" Marvel Professional High-Efficiency Single Zone Wine Cellar

Model # MP24WSG0

Performance

- Up to 2x more efficient than leading competitors
- Dynamic Cooling Technology™ delivers the industry's best temperature stability and rapid cool down, safely bringing wine to temperature without compromising integrity
- Vibration Neutralization System™ protects wine from agitation, allowing it to come to full maturation
- Heavy-gauge wine racks are shaped to safely cradle each wine bottle
- Full-extension ball bearing smooth-glide shelf system prevents jarring
- Thermal-efficient cabinet ensures optimum preservation and energy efficiency while maximizing capacity
- Argon-filled, UV-resistant tinted dual pane glass door protects contents from damaging ultraviolet light, while conserving energy
- Now even quieter operation thanks to exclusive design enhancements to buffer and minimize sound

Storage Capabilities

- 5.2 cu. ft. capacity, stores 48 bottles of wine total
 - Includes (5) 8-bottle smooth-glide full wine racks
 - Includes (2) 4-bottle smooth-glide half-depth wine racks

Touchscreen Controls


- Multifunction Marvel Intuit™ Integrated Controls allow you to select a precise cabinet temperature from 40° F to 65° F
- Vacation mode conserves energy during times when unit is not in use

Aesthetics

- Ideal for freestanding or built-in applications
- Professional styling: stainless steel framed glass door, sturdy full-length handle, sleek stainless steel shelf fronts and stainless steel toe kick adjustable to 4"
- Two-stage, soft blue theater-style LED lighting and sophisticated midnight black interior
- Finish options: stainless steel

Additional Convenience


- Close Door Assist System™ gently and automatically draws door to a close, ensuring door is never accidentally left ajar
- Door lock provides added safety and security
- 3-year parts and labor warranty, 5-year sealed system parts warranty



VERSATILE INSTALLATION



FREE
STANDING



BUILT-IN
UNDERCOUNTER



STACKED
(kit required)



Ordering Options

Stainless Frame, Glass Door
with Lock, Right Hinge,
Professional Handle

MP24WSG0RS

Stainless Frame, Glass Door
with Lock, Left Hinge,
Professional Handle

MP24WSG0LS

Finish Options



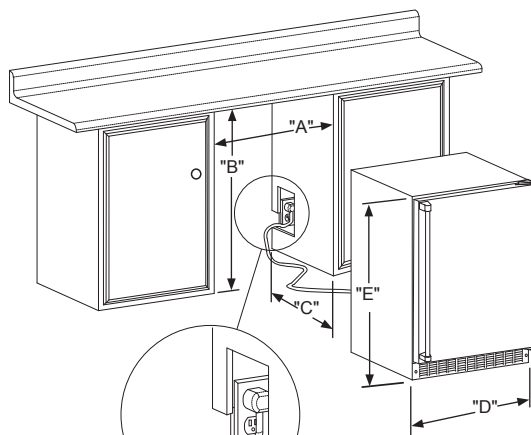


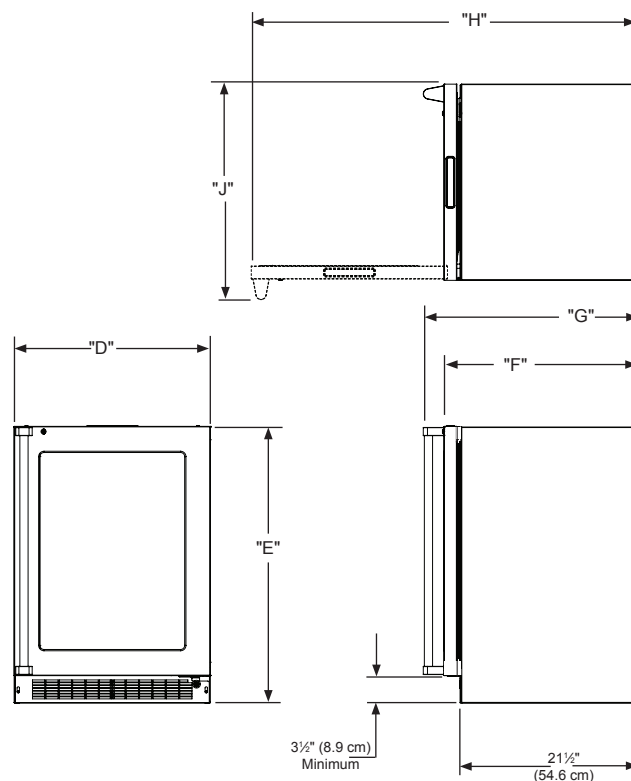
Figure 7
(S) solid door
shown

Figure 7a



Figure 8

If necessary to gain clearance inside the rough-in opening a hole can be cut through the adjacent cabinet and the power cord routed through this hole to a power outlet. Another way to increase the available opening depth is to recess the power outlet into the rear wall to gain the thickness of the power cord plug. Not all recessed outlet boxes will work for this application as they are too narrow, but a recessed outlet box equivalent to Arlington #DVR1W is recommended for this application, (see Figure 8).



	ROUGH-IN OPENING DIMENSIONS			CABINET DIMENSIONS					
MODEL	"A"	"B"	"C"	"D"	"E"	"F"	"G"	"H"	"J"
MP24WSG0	24" (61 cm)	**34" to 35" (86.4 to 88.9 cm)	24" (61 cm)	23 7/8" (60.7 cm)	33 3/4" to 34 3/4" (85.7 to 88.3 cm)	23 5/8" (60.7 cm)	26 1/4" (66.68 cm)	46 1/4" (116.84cm)	26 7/16" (67.2 cm)

Width	23 7/8"
Interior Finish	Black
Capacity	Up to 48 wine bottles
Shelving System	Side Mount - Bottle Shape Wire
Shelf Fronts	Stainless Steel
Interior Lighting	2 Blue LED Pods
Toe Grill Finish	Stainless Steel
Hinge	Classic Hinge
Handle	Professional
Control Type	Intuit™

Temperature Range	40° - 65° F
Lock	Yes
Electrical Requirements	120V / 60Hz / 15A
Length of Power Cord	6'
Product Dimensions	23 7/8" W x 33 3/4" H x 21 1/2" D
Depth to Front of Door	23 5/8"
Depth to Handle	26 1/4"
Depth with door at 90°	46 1/4"
Shipping Weight	160 lbs
Finishes	Stainless Steel

Vacation / Sabbath Mode	Yes
Agency Approvals	CSA
Energy Star Certified	NA