

IT-36CIID



FEATURES

- Dual refrigeration keeps food fresher longer
- Air purification system fights spoilage, odors
- Internal water dispenser works with seamless design
- Ready to be fitted with custom panels and handles to blend with cabinetry
- Over-and-under refrigerator/freezer storage
- Water-filtration system reduces contaminants, chlorine taste and odor
- Automatic ice maker with "max ice" feature
- Rigorously tested in our U.S. manufacturing facilities to ensure decades of use
- Exceptional 24/7 support from Madison, WI-based Customer Care team

ACCESSORIES

- Air Purification Cartridge
- Egg Container
- Reduced Toekick Divider
- Stainless Steel Side Panel
- Stainless Steel Top Panel
- Water Filter 4204490
- Stainless Steel Tubular Handles
- Stainless Steel Pro Handles
- Dual Installation Kits
- Stainless Steel Door Panels With Pro Handle
- Stainless Steel Door Panels With Tubular Handle
- Stainless Steel Drawer Panels With Pro Handles
- Stainless Steel Drawer Panels With Tubular Handles
- Stainless Steel Dual Installation Kickplates

Accessories are available through an authorized dealer. For local dealer information, visit subzero-wolf.com/locator.



HANDLE ACCESSORIES

PRO



TUBULAR



PRODUCT DETAILS

REFRIGERATOR

- Three adjustable glass shelves
- One stationary shelf
- Crisper drawer with two adjustable dividers
- Adjustable dairy compartment
- Two adjustable door shelves
- One stationary door shelf

FREEZER

- Three adjustable drawer dividers
- Removable ice container
- Automatic ice maker

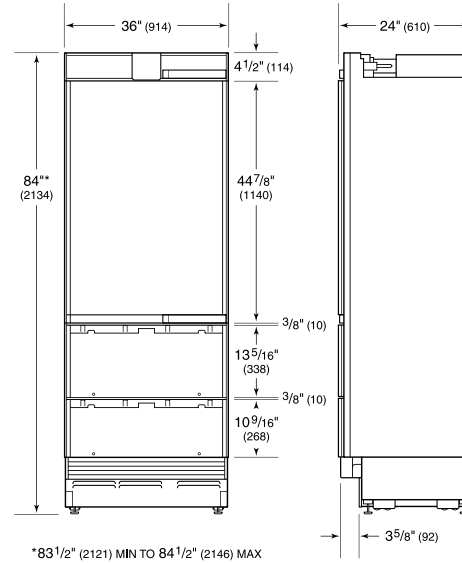
36" INTEGRATED OVER-AND-UNDER REFRIGERATOR/FREEZER WITH INTERNAL DISPENSER AND ICE MAKER - PANEL READY



PRODUCT SPECIFICATIONS

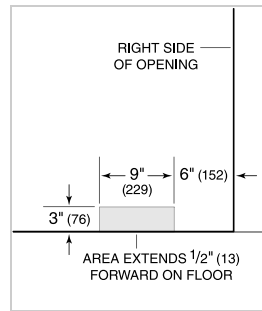
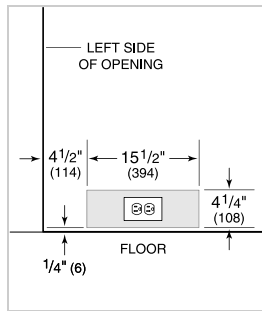
Model	IT-36CIID
Dimensions	36"W x 84"H x 24"D
Door Clearance	34 1/2"
Drawer Clearance	18 3/8"
Weight	460 lbs
Refrigerator Capacity	13.3 cu. ft.
Freezer Capacity	6.4 cu. ft.
Electrical Supply	115 VAC, 60 Hz
Electrical Service	15 amp dedicated circuit
Receptacle	3-prong grounding-type

DIMENSIONS



ELECTRICAL


PLUMBING



PANEL SPECIFICATIONS For complete panels specifications including width/height, weight requirements and thickness requirements visit subzero-wolf.com/reveal.

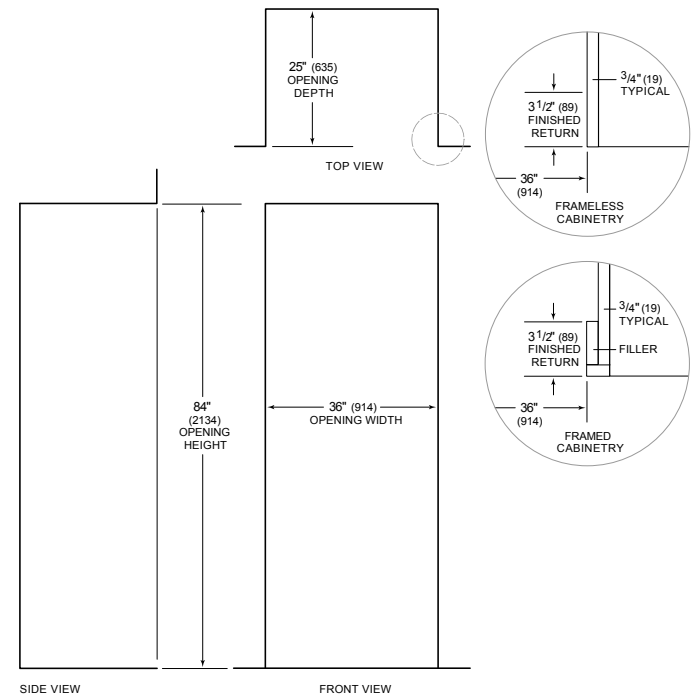
NOTE: Dimensions in parenthesis are in millimeters unless otherwise specified

INTERIOR VIEW



This illustration is intended for interior reference only and may not represent the exterior of the model being specified.

STANDARD INSTALLATION



NOTE: 3 1/2" (89) finished returns will be visible and should be finished to match cabinetry