

CE152TF/S



## FEATURES

Integrated design, slim 15" width pairs well with other Wolf modules

Two elements, three zones accommodate different pan sizes

True simmer setting for soups, sauces and more

Super-low Melt setting for fine chocolate and other delicate foods

High-frequency pulsation technology for superior performance and control

Illuminated touch controls and convenient lock feature

Important safety features for added control and peace of mind

Automatic timer up to 99 minutes

Easy to clean black ceramic glass surface

Rigorously tested in our U.S. manufacturing facilities for decades of use

Exceptional 24/7 support from our Customer Care team in Madison

## ACCESSORIES

Filler Strip

Filler Strip for Downdraft

Accessories available through an authorized dealer.

For local dealer information, visit [subzero-wolf.com/locator](http://subzero-wolf.com/locator).



## COOKTOP SPECIFICATIONS

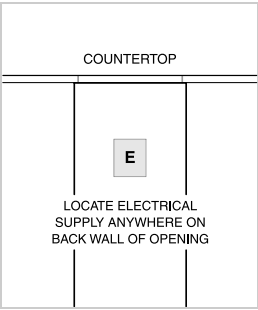
- 1 - 1200 W Element
- 1 - 700/2200 W Element



PRODUCT SPECIFICATIONS

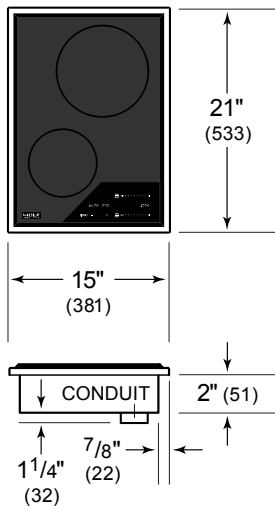
Model	CE152TF/S
Dimensions	15"W x 3 1/2"H x 21"D
Weight	30 lbs
Electrical Supply	3-wire, 240 VAC, 60 Hz
Electrical Service	20 amp dedicated circuit
Conduit Length	4 Feet

ELECTRICAL

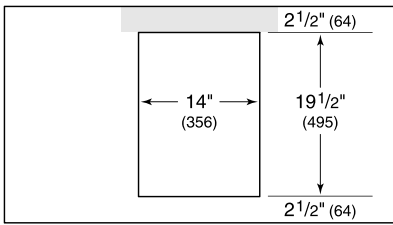


**NOTE:** Dimensions in parenthesis are in millimeters unless otherwise specified

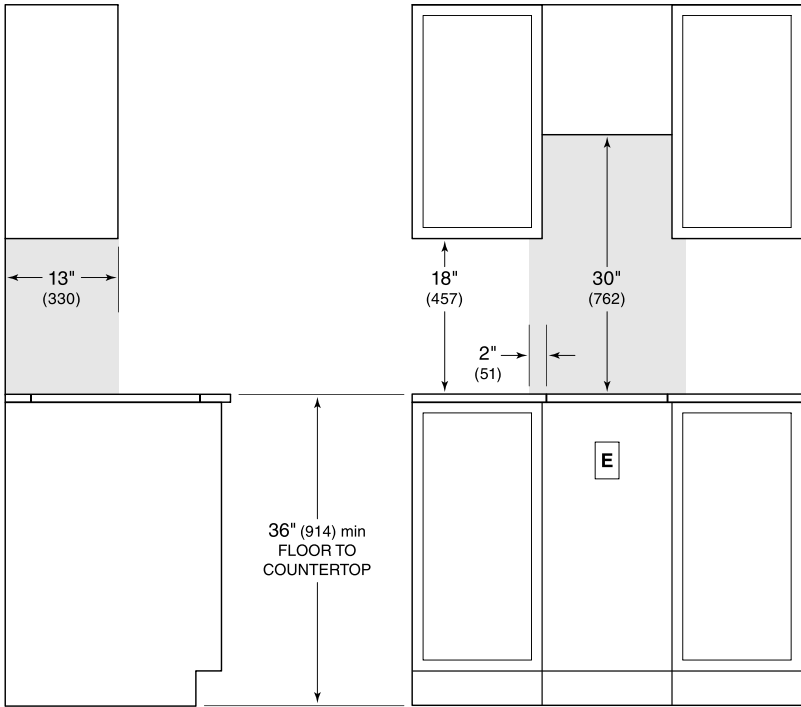
DIMENSIONS



STANDARD INSTALLATION



COUNTERTOP CUT-OUT



SIDE VIEW

FRONT VIEW

**NOTE:** Shaded area above countertop indicates minimum clearance to combustible surfaces, combustible materials cannot be located within this area.