

CI152TF/S

FEATURES

Integrated design, slim 15" width pairs well with other Wolf modules

Magnetic induction technology provides fast and perfectly distributed heat

40% faster temperature response than gas or electric

Incredible cooking control, with lightning fast high heat and very low lows

Efficiently transfers heat, because energy is supplied directly to the cookware

Cookware sensing guards against hot burners being left on

Cooktop stays relatively cool for added safety and easy cleanup

Easy to clean black ceramic glass surface

Illuminated touch controls and convenient lock feature

Rigorously tested in our U.S. manufacturing facilities for decades of use

Exceptional 24/7 support from our Customer Care team in Madison

ACCESSORIES

Filler Strip

Filler Strip for Downdraft

Accessories available through an authorized dealer.

For local dealer information, visit subzero-wolf.com/locator.



COOKTOP SPECIFICATIONS

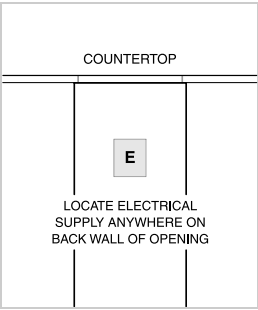
- 1 - 1400 W Element
- 1 - 2300 W Element with 3150 W Boost



PRODUCT SPECIFICATIONS

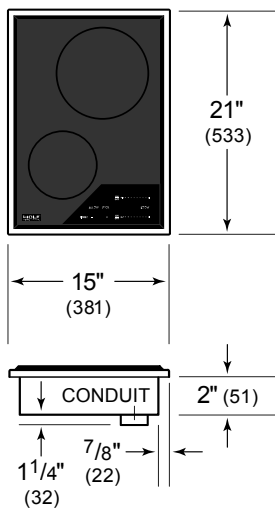
Model	C1152TF/S
Dimensions	15"W x 2"H x 21"D
Weight	30 lbs
Electrical Supply	3-wire, 240/208 VAC, 60 Hz
Electrical Service	20 amp dedicated circuit
Conduit Length	4 Feet

ELECTRICAL

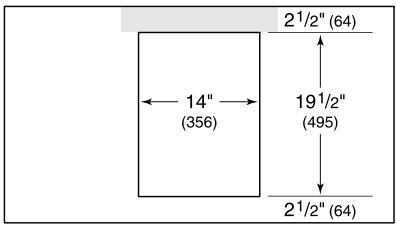


NOTE: Dimensions in parenthesis are in millimeters unless otherwise specified

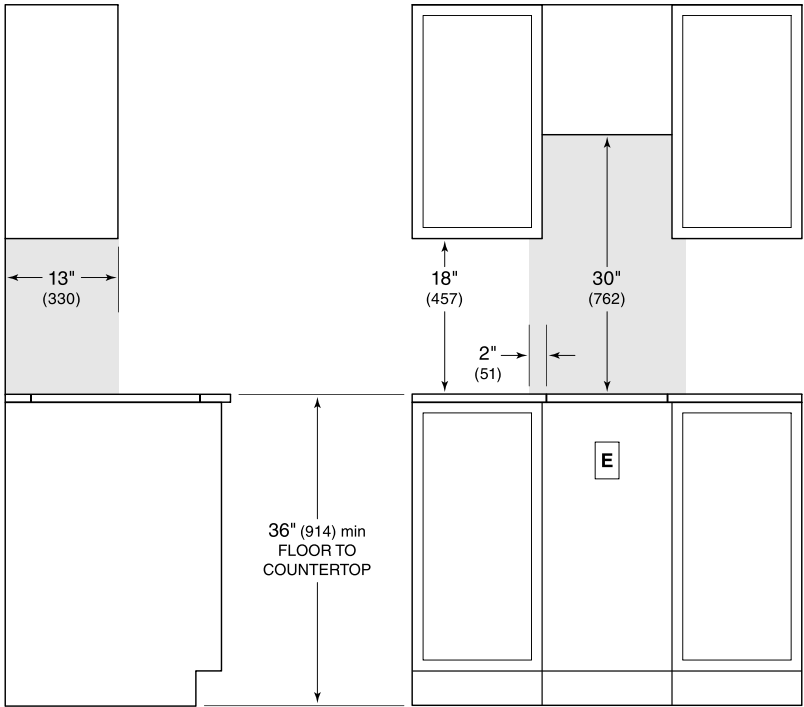
DIMENSIONS



STANDARD INSTALLATION



COUNTERTOP CUT-OUT



SIDE VIEW

FRONT VIEW

NOTE: Shaded area above countertop indicates minimum clearance to combustible surfaces, combustible materials cannot be located within this area.