

## IC-36RID



## FEATURES

- \_\_\_\_ All-refrigerator storage solves capacity problems
- \_\_\_\_ Ready to be fitted with custom panels and handles to blend with cabinetry
- \_\_\_\_ Air purification system fights spoilage, odors
- \_\_\_\_ Internal water dispenser works with seamless design
- \_\_\_\_ Nano-coated spill-proof shelves for easy clean-up
- \_\_\_\_ Smart-touch controls for streamlined access to more settings
- \_\_\_\_ Water-filtration system reduces contaminants, chlorine taste and odor
- \_\_\_\_ Rigorously tested in our U.S. manufacturing facilities to ensure decades of use
- \_\_\_\_ Exceptional 24/7 support from Madison, WI-based Customer Care team
- \_\_\_\_ Soft-close doors and drawers

## ACCESSORIES

- \_\_\_\_ Air Purification Cartridge
- \_\_\_\_ Egg Container
- \_\_\_\_ Press-to-Open - Left Hinge
- \_\_\_\_ Press-to-Open Internal Dispenser- Right Hinge
- \_\_\_\_ Reduced Toekick Divider
- \_\_\_\_ Stainless Steel Side Panel
- \_\_\_\_ Stainless Steel Top Panel
- \_\_\_\_ Water Filter 4204490
- \_\_\_\_ Stainless Steel Tubular Handles
- \_\_\_\_ Stainless Steel Pro Handles
- \_\_\_\_ Dual Installation Kits
- \_\_\_\_ Stainless Steel Door Panels With Pro Handle - 4" Toe Kick
- \_\_\_\_ Stainless Steel Door Panels With Pro Handle - 6" Toe Kick
- \_\_\_\_ Stainless Steel Door Panels With Tubular Handle - 4" Toe Kick
- \_\_\_\_ Stainless Steel Door Panels With Tubular Handle - 6" Toe Kick
- \_\_\_\_ Stainless Steel Dual Installation Kickplates

Accessories are available through an authorized dealer.  
For local dealer information, visit [subzero-wolf.com/locator](http://subzero-wolf.com/locator).



## HANDLE ACCESSORIES

## PRO



## TUBULAR



## PRODUCT DETAILS

## REFRIGERATOR

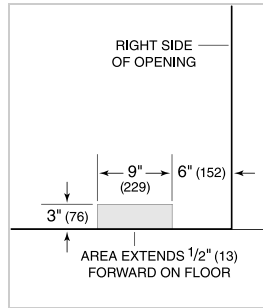
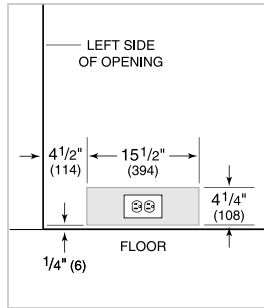
- Three adjustable glass shelves
- Two crisper drawers with dividers
- Deli drawer with dividers
- Three adjustable door shelves
- Two stationary door shelves
- Adjustable dairy compartment
- Air purification system

**PRODUCT SPECIFICATIONS**

Model	IC-36RID
Dimensions	36"W x 84"H x 24"D
Door Clearance	34 1/2"
Weight	460 lbs
Refrigerator Capacity	21.4 cu. ft.
Electrical Supply	115 VAC, 60 Hz
Electrical Service	15 amp dedicated circuit
Receptacle	3-prong grounding-type

**ELECTRICAL**

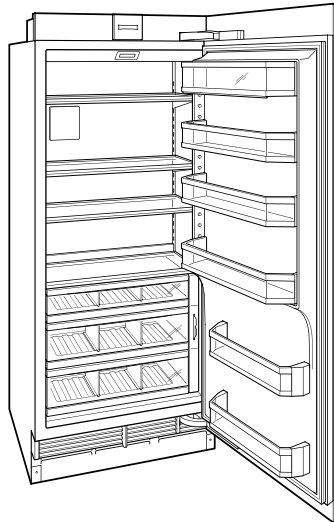
**PLUMBING**



**PANEL SPECIFICATIONS** For complete panels specifications including width/height, weight requirements and thickness requirements visit [subzero-wolf.com/reveal](http://subzero-wolf.com/reveal).

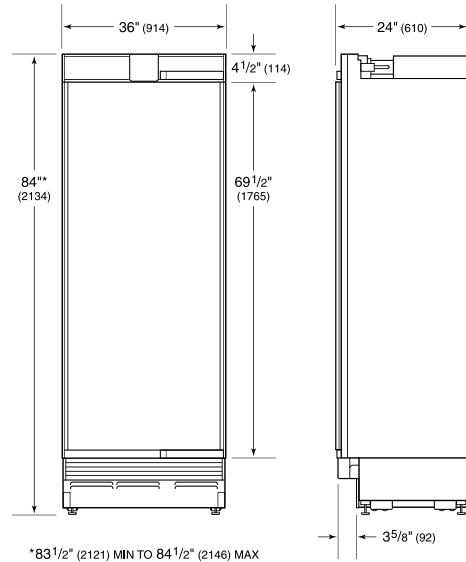
**NOTE:** Dimensions in parenthesis are in millimeters unless otherwise specified

**INTERIOR VIEW**

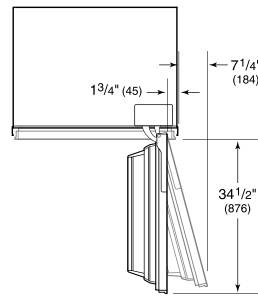


This illustration is intended for interior reference only and may not represent the exterior of the model being specified.

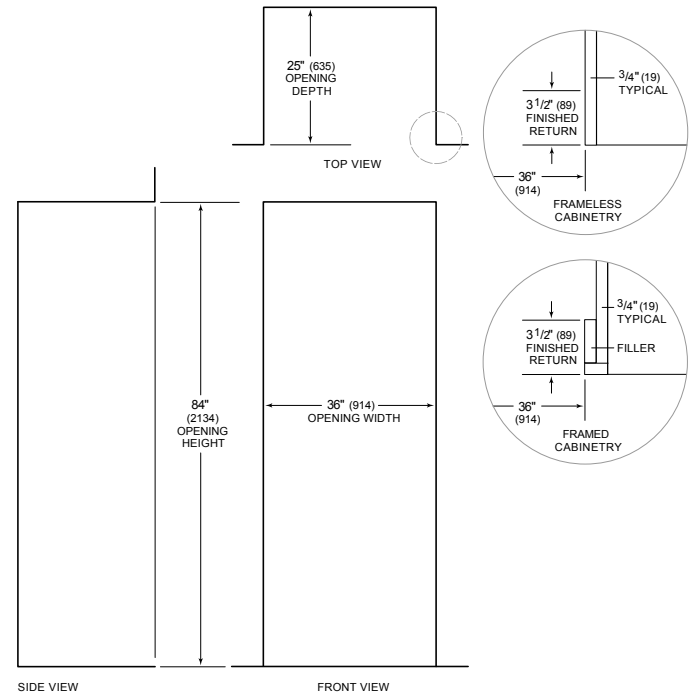
**DIMENSIONS**



\*83 1/2" (2121) MIN TO 84 1/2" (2146) MAX



**STANDARD INSTALLATION**



**NOTE:** 3 1/2" (89) finished returns will be visible and should be finished to match cabinetry