

BI-48SID/O



FEATURES

LED Lighting for brighter interior

Overlay design accepts cabinetry panels of all kinds

Ice and chilled water dispenser inside the refrigerator marries convenience and aesthetics

Dual refrigeration keeps food fresher longer

Air purification system fights spoilage, odors

Crispers and deli drawers in low-temp, high-humidity zones for optimum freshness

Microprocessor control assures peak performance

Water-filtration system reduces contaminants, chlorine taste and odor

Freshness cards for maximum food preservation

Rigorously tested in our U.S. manufacturing facilities to ensure decades of use

Exceptional 24/7 support from Madison, WI-based Customer Care team

Magnetic door seal system locks in cold air

Automatic ice maker with "max ice" feature

Adjustable shelves for maximum convenience

Ice and chilled water dispenser inside the refrigerator marries convenience and aesthetics

ACCESSORIES

48" Stainless Steel Kickplate

7007247

7007248

7007251

7007253

7008922

7008925

7010799

7013555

90° Door Stop

Air Purification Cartridge

Custom Front Panel Mounting Kit

Custom Side Panel Mounting Kit

Egg Container

Extended Framed Handle Kit

Framed Handle Kit

Framed Louvered Grille Insert

Framed Stainless Steel Front Panels



HANDLE ACCESSORIES

PRO



TUBULAR



PRODUCT DETAILS

REFRIGERATOR

- Internal ice and water dispenser
- 4 Adjustable glass shelves
- 1 Stationary glass shelf
- 1 High-humidity drawer with divider
- 2 Storage drawers with divider
- 3 Adjustable door shelves
- 2 Stationary door shelves
- Adjustable dairy compartment

FREEZER

- 3 Adjustable wire shelves
- 1 Stationary solid shelf
- 3 Storage drawers
- 5 Adjustable door shelves
- Automatic ice maker

Framed White Front Panels
Pro Louvered Flush Inset Grille - 84"
Stainless Steel Flush Inset Freezer Door Panel with Pro Handle
Stainless Steel Flush Inset Freezer Door Panel with Tubular Handle
Stainless Steel Flush Inset Grille Panel
Stainless Steel Flush Inset Refrigerator Door Panel with Pro Handle
Stainless Steel Flush Inset Refrigerator Door Panel with Tubular Handle
Stainless Steel Side Panel
Water Filter 4204490
White Side Panel
Side panel mounting kit
Stainless Steel Pro Handles
Stainless Steel Tubular Handles
Built-In Louvered Grilles
Built-In Overlay or Flush Inset Grille Frames

Accessories are available through an authorized dealer.
For local dealer information, visit subzero-wolf.com/locator.

Specifications are subject to change without notice. This information was generated on November 27, 2018. Verify specifications prior to finalizing your cabinetry/enclosures.

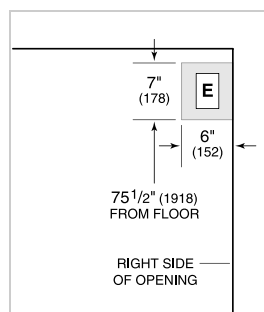
48" BUILT-IN SIDE-BY-SIDE REFRIGERATOR/FREEZER WITH INTERNAL DISPENSER - PANEL READY



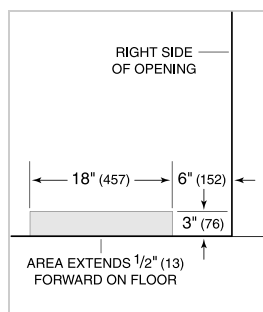
PRODUCT SPECIFICATIONS

Model	BI-48SID/O
Dimensions	48"W x 84"H x 24"D
Door Clearance	30"
Weight	656 lbs
Refrigerator Capacity	18.6 cu. ft.
Freezer Capacity	9.6 cu. ft.
Electrical Supply	115 VAC, 60 Hz
Electrical Service	15 amp dedicated circuit
Receptacle	3-prong grounding-type

ELECTRICAL




PLUMBING



PANEL SPECIFICATIONS For complete panels specifications including width/height, weight requirements, thickness requirements and offset details visit subzero-wolf.com/builtinconfigurator.

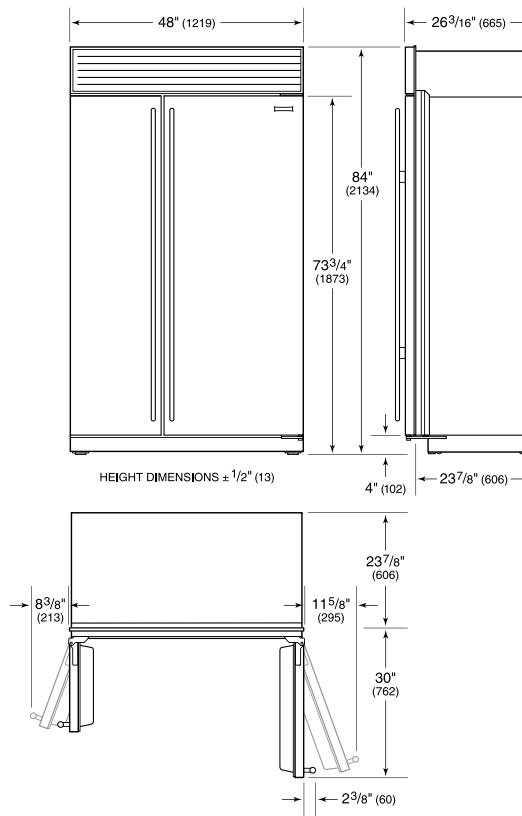
NOTE: Dimensions in parenthesis are in millimeters unless otherwise specified

INTERIOR VIEW

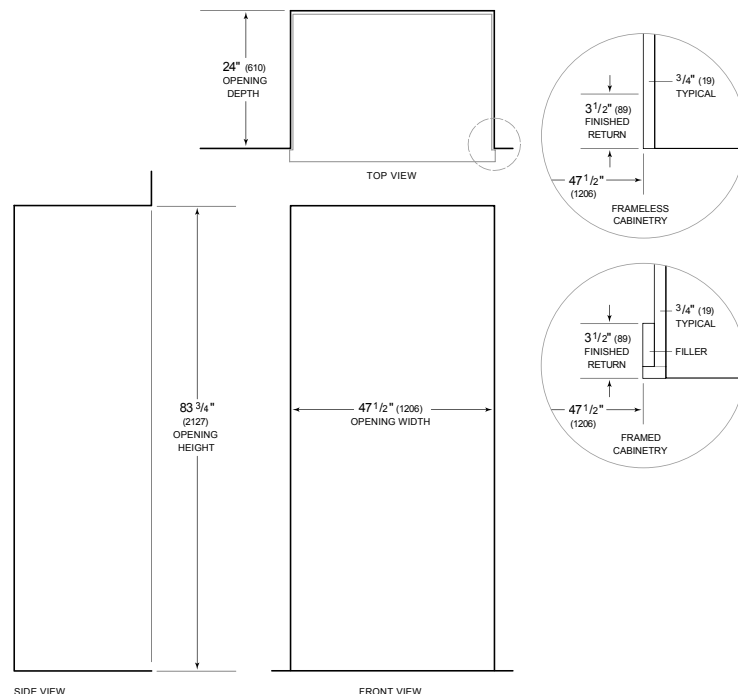


This illustration is intended for interior reference only and may not represent the exterior of the model being specified.

DIMENSIONS



STANDARD INSTALLATION



NOTE: 3 1/2" (89) finished returns will be visible and should be finished to match cabinetry. Shaded line represents profile of unit.