

BI-36UFD/S



## FEATURES

LED Lighting for brighter interior

Dual refrigeration keeps food fresher longer

Air purification system fights spoilage, odors

Over-and-under refrigerator/freezer storage

Crispers and deli drawers in low-temp, high-humidity zones for optimum freshness

Microprocessor control assures peak performance

Water-filtration system for ice reduces contaminants, chlorine taste and odor

Freshness cards for maximum food preservation

Rigorously tested in our U.S. manufacturing facilities to ensure decades of use

Exceptional 24/7 support from Madison, WI-based Customer Care team

"Soft bright" interior lighting

Magnetic door seal system locks in cold air

Automatic ice maker with "max ice" feature

Adjustable shelves for maximum convenience

## ACCESSORIES

36" Stainless Steel Kickplate

7007247

7007248

7007251

7007253

7008901

7010799

7013555

90° Door Stop

Air Purification Cartridge

Egg Container

Stainless Steel Side Panel

Water Filter 4204490

White Side Panel

Side panel mounting kit

Built-In Stainless Steel Pro Louvered Grilles

Accessories are available through an authorized dealer.  
For local dealer information, visit [subzero-wolf.com/locator](http://subzero-wolf.com/locator).



## HANDLE OPTIONS

PRO



TUBULAR



## PRODUCT DETAILS

### REFRIGERATOR

- 3 Adjustable glass shelves
- 1 Stationary glass shelf
- 1 High-humidity drawer with dividers
- 1 Storage drawer with dividers
- 4 Adjustable door shelves
- 2 Stationary door shelves
- 2 Adjustable dairy compartments

### FREEZER

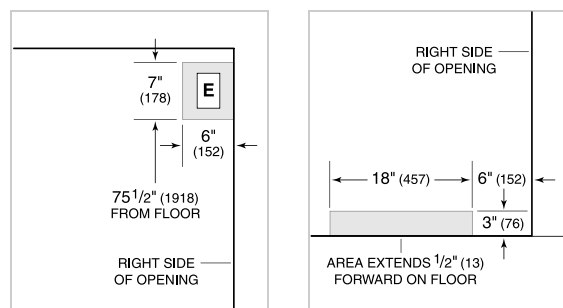
- Full-extension roll-out freezer drawer
- Two-tier wire storage baskets
- Automatic ice maker

## PRODUCT SPECIFICATIONS

Model	BI-36UFD/S
Dimensions	36"W x 84"H x 24"D
Door Clearance	19 1/2"
Drawer Clearance	23 5/8"
Weight	529 lbs
Refrigerator Capacity	15.7 cu. ft.
Freezer Capacity	5.3 cu. ft.
Electrical Supply	115 VAC, 60 Hz
Electrical Service	15 amp dedicated circuit
Receptacle	3-prong grounding-type


## ELECTRICAL

## PLUMBING



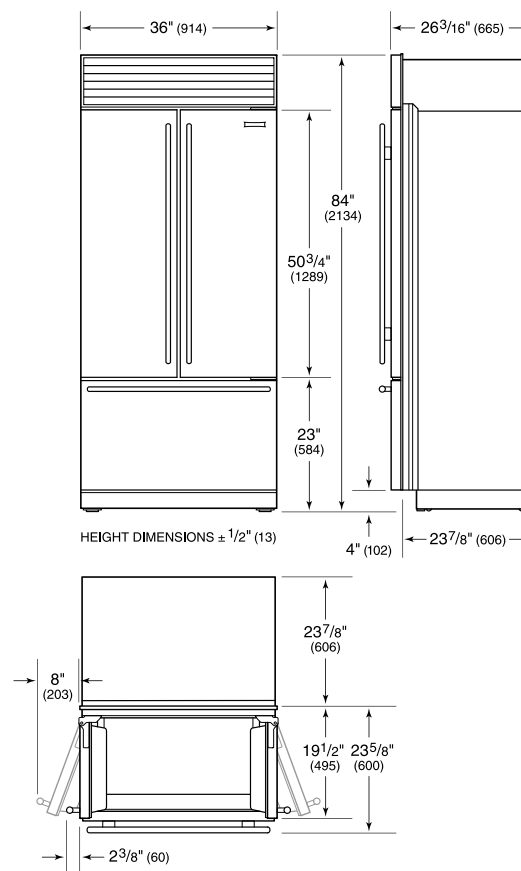
NOTE: Dimensions in parenthesis are in millimeters unless otherwise specified

## INTERIOR VIEW

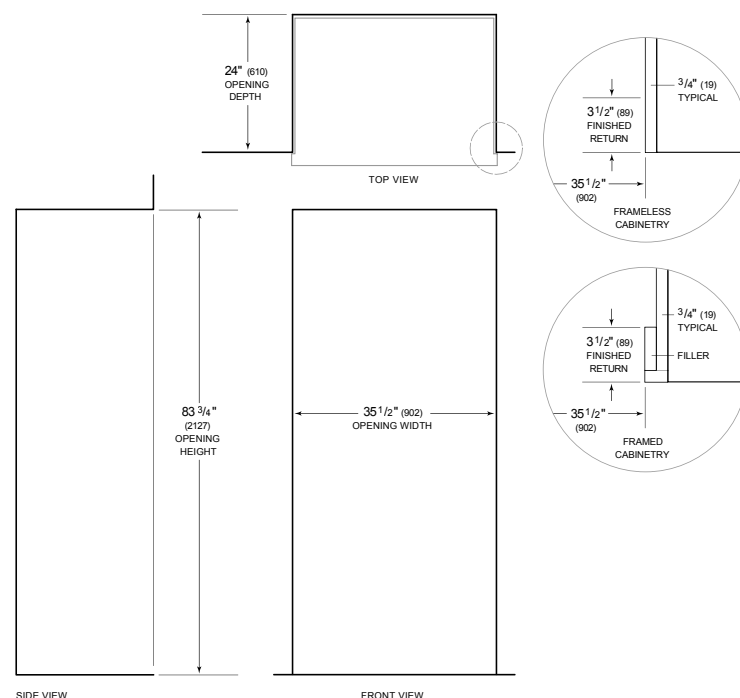


This illustration is intended for interior reference only and may not represent the exterior of the model being specified.

## DIMENSIONS



## STANDARD INSTALLATION



NOTE: 3 1/2" (89) finished returns will be visible and should be finished to match cabinetry. Shaded line represents profile of unit.