

BI-30UG/O



## FEATURES

LED Lighting for brighter interior

Dual refrigeration keeps food fresher longer

Air purification system fights spoilage, odors

Crispers and deli drawers in low-temp, high-humidity zones for optimum freshness

Microprocessor control assures peak performance

Water-filtration system for ice reduces contaminants, chlorine taste and odor

Freshness cards for maximum food preservation

Overlay design accepts cabinetry panels of all kinds

Rigorously tested in our U.S. manufacturing facilities to ensure decades of use

Exceptional 24/7 support from Madison, WI-based Customer Care team

Over-and-under refrigerator/freezer storage

Magnetic door seal system locks in cold air

Automatic ice maker with "max ice" feature

Adjustable shelves for maximum convenience

Clear-view, triple-pane and UV-resistant glass door

## ACCESSORIES

60" Dual Flush Inset Stainless Grille Panel

66" Dual Flush Inset Stainless Grille Panel

7007247

7007248

7007251

7007253

7008833

7008836

7008889

7008892

7008895

7010799

7013555

90° Door Stop


Air Purification Cartridge

Custom Side Panel Mounting Kit

Dual Installation Kit

Egg Container

Extended Framed Handle Kit



## HANDLE ACCESSORIES

PRO



TUBULAR



## PRODUCT DETAILS

### REFRIGERATOR

- 3 Adjustable glass shelves
- 1 Stationary glass shelf
- 1 High-humidity drawer with dividers
- 1 Storage drawer with dividers

### FREEZER

- Full-extension roll-out freezer drawer
- Two-tier wire storage baskets
- Automatic ice maker

---

Framed Handle Kit

---

Framed Louvered Grille Insert

---

Pro Louvered Flush Inset Grille - 84"

---

Stainless Steel Dual Flush Inset Door Panel with Pro Handle

---

Stainless Steel Dual Flush Inset Door Panel with Tubular Handle

---

Stainless Steel Dual Flush Inset Drawer Panel with Pro Handle - LH

---

Stainless Steel Dual Flush Inset Drawer Panel with Pro Handle - RH

---

Stainless Steel Dual Flush Inset Drawer Panel with Tubular Handle - LH

---

Stainless Steel Dual Flush Inset Drawer Panel with Tubular Handle - RH

---

Stainless Steel Flush Inset Door Panel with Pro Handle

---

Stainless Steel Flush Inset Door Panel with Tubular Handle

---

Stainless Steel Flush Inset Drawer Panel with Pro Handle

---

Stainless Steel Flush Inset Drawer Panel with Tubular Handle

---

Stainless Steel Flush Inset Grille Panel

---

Stainless Steel Kickplate

---

Stainless Steel Side Panel

---

Water Filter 4204490

---

White Side Panel

---

Side panel mounting kit

---

Dual Installation Kit with Dual Wide Grille

---

Stainless Steel Pro Handles

---

Stainless Steel Tubular Handles

---

Built-In Louvered Grilles

---

Built-In Overlay or Flush Inset Grille Frames

Accessories are available through an authorized dealer.  
For local dealer information, visit [subzero-wolf.com/locator](http://subzero-wolf.com/locator).

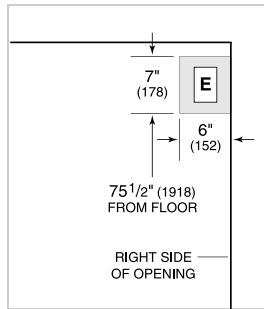
---

Specifications are subject to change without notice. This information was generated on November 24, 2018. Verify specifications prior to finalizing your cabinetry/enclosures.

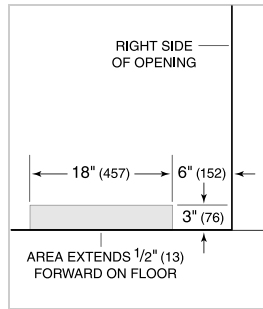
**PRODUCT SPECIFICATIONS**

Model	BI-30UG/O
Dimensions	30"W x 84"H x 24"D
Door Clearance	31 1/4"
Drawer Clearance	23 5/8"
Weight	476 lbs
Refrigerator Capacity	13.1 cu. ft.
Freezer Capacity	4.2 cu. ft.
Electrical Supply	115 VAC, 60 Hz
Electrical Service	15 amp dedicated circuit
Receptacle	3-prong grounding-type

**ELECTRICAL**




**PLUMBING**



**PANEL SPECIFICATIONS** For complete panels specifications including width/height, weight requirements, thickness requirements and offset details visit [subzero-wolf.com/builtinconfigurator](http://subzero-wolf.com/builtinconfigurator).

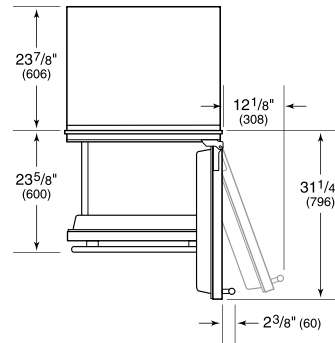
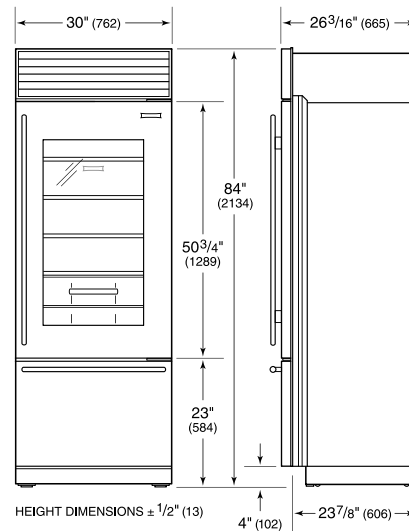
**NOTE:** Dimensions in parenthesis are in millimeters unless otherwise specified

**INTERIOR VIEW**

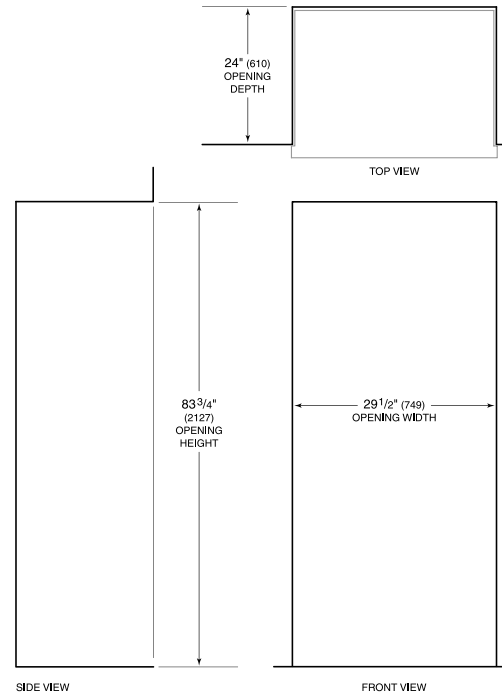


This illustration is intended for interior reference only and may not represent the exterior of the model being specified.

**DIMENSIONS**



**STANDARD INSTALLATION**



**NOTE:** Shaded line represents profile of unit.