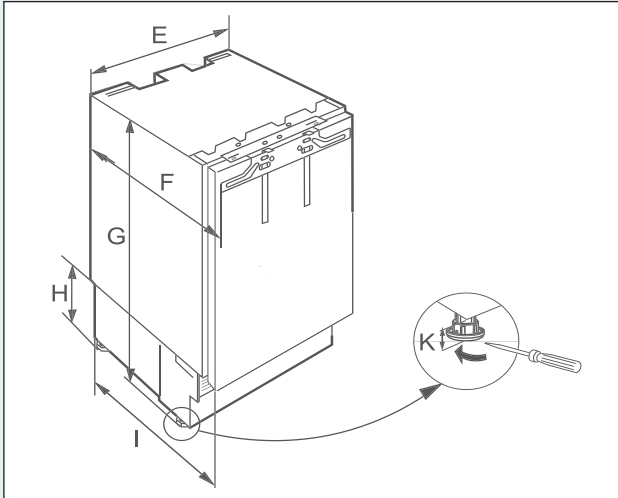


Diagrams

24"

Appliance Dimensions



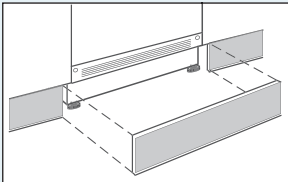
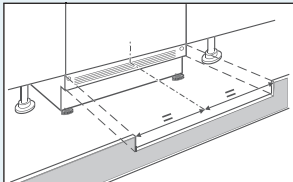
E	23 - 1/2" (597 mm)
F	closed: 21 - 5/8" (550 mm) max. opened: 39 - 3/4" (1010 mm)
G	adjustable feet screwed in: 32 - 1/4" (819,5 mm) adjustable feet screwed out max: 34 - 1/4" (869,5 mm)
H	6 - 5/8" - 8 - 9/16" (168 mm - 218 mm)
I	21 - 1/4" (540 mm)
K	max. height adjustment: 2" (max. 50 mm)

Toe Kick Installation

The toe kick installation will be different depending on the cabinetry where the appliance is installed. A toe kick panel will be required to cover the gap between the ventilation grill and the floor.

A cut-out in the toe kick panel is necessary when the toe kick covers the ventilation openings of the ventilation grill.

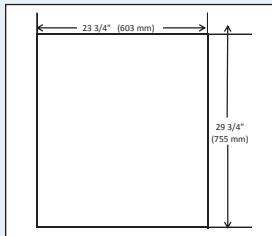
If the cabinets do not have a toe kick, a toe kick can be prepared and fitted just in front of the appliance.



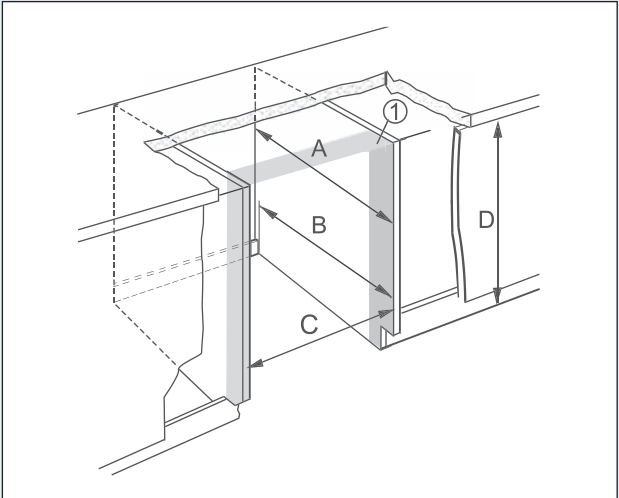
Door Panel for Standard Toe Kick

These panel dimensions are for inset flush installation in a standard cabinet opening of 24" (610 mm) wide with a cabinet that is 30" (762 mm) tall plus a 4" (102 mm) or 4 1/2" (115 mm) toe kick.

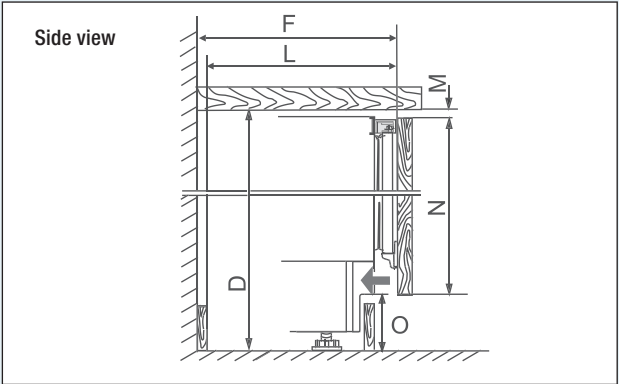
If the cabinet opening is different you will need to modify the door panel accordingly.



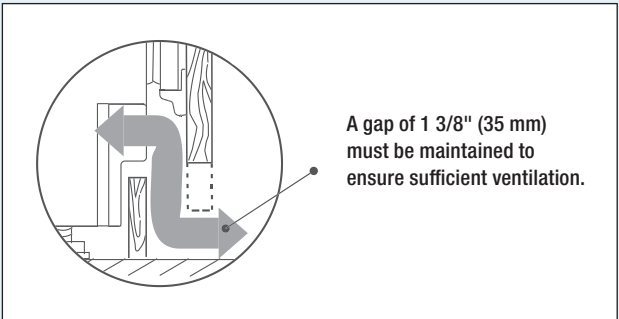
Cabinet Dimensions



A	min. 21 - 5/8" (min. 550 mm)
B	21 - 1/4" (540 mm)
C	23 - 5/8" - 24" (600 mm - 610 mm)
D	32 - 1/4" - 34 - 5/8" (820 mm - 880 mm)
①	3" (approx. 76 mm) of the cabinet needs to be finished as it can be seen when the door is open.



D	32 - 1/4" - 34 - 5/8" (820 mm - 880 mm)
F	closed: 21 - 5/8" (550 mm) max. opened: 39 - 3/4" (1010 mm)
L	21 - 1/4" (540 mm)
M	1/8" (4 mm)
N	25 - 7/16" - 30 - 5/16" (646 mm - 770 mm)
O	max. 4" - 6" (max. 102 mm - 152 mm)



Liebherr UPR 503
Undercounter Pull-out Refrigerator



LIEBHERR
Quality, Design and Innovation

Undercounter Pull-out Refrigerator

24"

The **UPR 503** takes both the designer and the user in mind, offering convenient features and design flexibility to fit any home. The universally designed pull-out refrigerator can be adjusted in height and depth to match that of the counter space, providing an optimal fit for countertops up to 34 inches high. Like all Liebherr integrated units, the UPR 503 uses door-on-door technology, allowing custom panels to be affixed directly onto the appliance door, ensuring seamless integration with custom cabinetry, as well as easy installation.

Its fully extendable drawers are designed with SoftTelescopic, which provides reliable self-retraction and soft closing. The elegant yet strong space-saving GlassLine shelves are both scratch resistant and easy to clean. These shelves are completely adjustable and can be configured into any format to match your household's needs.



Undercounter Pull-out Refrigerator

Energy consumption
in 365 days kWh
Estimated Yearly Energy Cost in US \$
Capacity
Total capacity cu.ft. (l)
Refrigerator comp. cu.ft. (l)
Shipping weight lbs. (kg)
Climate rating
Sound rating dB(A)
Door hinges
Product dimensions
in inches (cm) H/W/D
Cut out dimensions
in inches (cm) H /W/D
Energy supply
Voltage V/Hz
ADA compliant

UPR 503 Premium



267
32*
4.16 (118)
4.2 (118)
112 (50.8)
SN-T
39**
pullout
32 9/32" - 34 1/4" / 23 9/16" / 21 21/32" (82-87 / 60 / 55)
32 5/16" – 34 5/16" / 23 5/8" / 22 11/16" (82-87 / 60 / 55)
115/60
Yes

* Energy Cost will depend on utility rates and use. Estimated energy cost based on a national average electricity cost of 12 cents per kWh.
** Noise output – according to EN 60704-3

Features

24"




German Engineering: Our superior products offer premium quality, cutting edge design and innovative features that fit your busy lifestyle. Exclusive components and materials, along with the latest production processes, ensure energy efficiency and performance for years to come.



Energy Star: Liebherr refrigerators help produce less energy waste and greenhouse gas emissions with the goal of having the least damaging effect on the environment, while offering solutions that help consumers conserve energy.



SuperCool: The automatic SuperCool function lowers the refrigerator temperature down as far as 35°F for as long as 12 hours - ideal for rapidly cooling freshly stored food.



SuperQuiet: Noise is kept to a minimum with virtually silent, speed controlled compressors and a low nose cooling circuit; while also ensuring exact performance, energy efficiency and SuperQuiet operation.



SoftTelescopic: The fully extendible pull-out fridge compartment is mounted on telescopic rails with soft stop and self-closing. It has a practical bottle shelf and a removable fruit and vegetable drawer. The large drawer can also be divided into two equal-sized compartments, with further storage space underneath.




GlassLine: The elegant yet tough GlassLine shelves are scratch resistant and easy to clean as well as dishwasher safe. The space-saving shelves are designed for organization and are completely adjustable to suit your needs and the contents of the refrigerator. Additionally, the lighting shines through for a brighter interior.



LED Lighting: The LED lighting housing is integrated into the side of the inner compartment and its central position provides optimal illumination. Flush integration guarantees a greater net capacity and more storage space.



Precision Electronics: The precise electronic controls have a digital temperature display and are easy to use, via either a touch screen interface or electronic keys depending on the model.



Vario Toe Kick: The Vario Toe Kick permits the adjustment of kitchen units in height and depth. All four height-adjustable feet permit adjustment from the front within a 2" range. In addition, the ventilation grille can be adjusted within a range of 2" to match the front of the kitchen units.