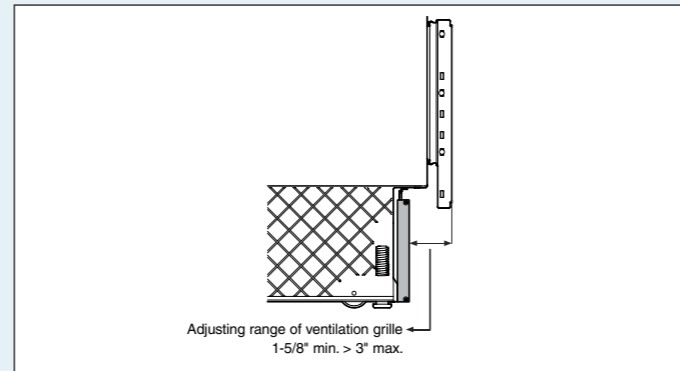
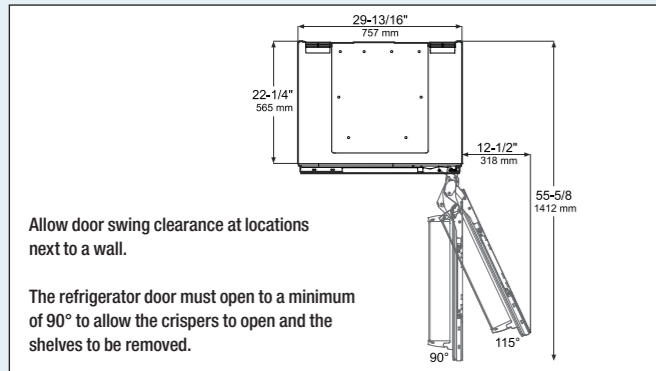
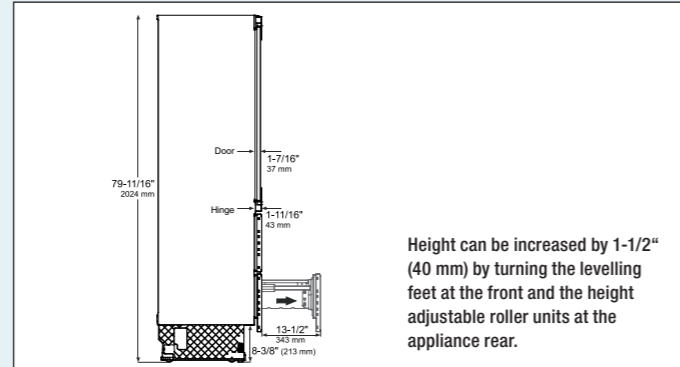
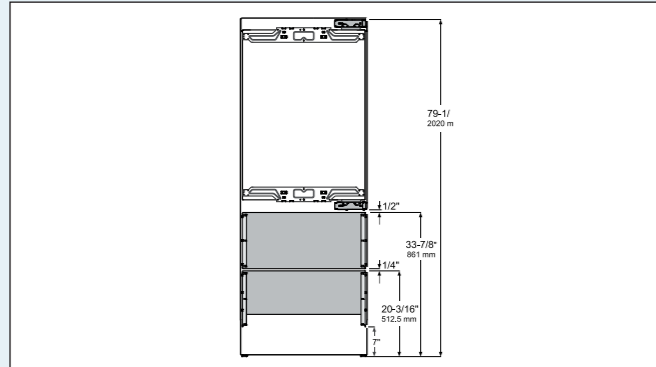


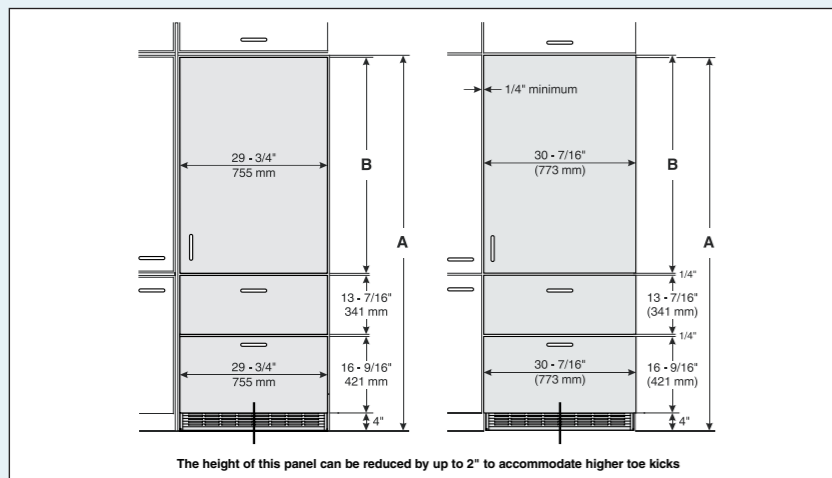
## Diagrams

30"

### Unit Dimensions



### Panel Dimensions



#### Inset Installation Style

Minimum panel thickness is 5/8" (16 mm).

Maximum panel thickness is 1-1/2" (38 mm).

Maximum weight of the refrigerator panel is 60 lbs (27 kg).

Maximum weight of each freezer panel is 26.5 lbs (12 kg).

Cabinet opening A	Refrigerator door panel B
80"	45-1/4" (1150 mm)
84"	49-1/4" (1251 mm)

#### Frameless Installation Style

Minimum panel thickness is 5/8" (16 mm).

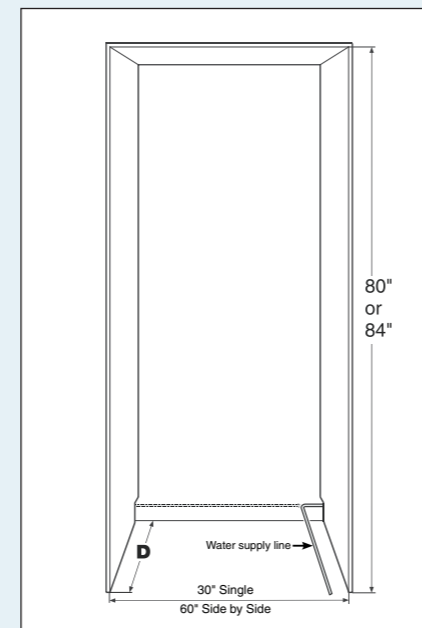
Maximum panel thickness is 1-1/2" (38 mm).

Maximum weight of the refrigerator panel is 60 lbs (27 kg).

Maximum weight of each freezer panel is 26.5 lbs (12 kg).

Cabinet opening A	Refrigerator door panel B
80"	45-3/4" (1162 mm)
84"	49-3/4" (1264 mm)

### Cabinet Opening Dimensions



Inset cabinet Depth D	Frameless cabinet Depth D
24" + panel thickness	24"

#### IMPORTANT

Factory available stainless steel panels are designed for an inset installation only and require a cabinet / gable depth of 24 - 3/4".



## Liebherr HCB 1560

Fully Integrated/Seamless



# LIEBHERR

Quality, Design and Innovation



## Fully Integrated/Seamless

Stylish and sleek the 30" fully integrated **HCB 1560** offers impressive performance features and design flexibility. The smart DuoCooling system with separate exceptionally efficient variable speed compressors ensures no air is exchanged between compartments guaranteeing food won't dry out and the freezer is always ice free. Plus, boost freshness longer with BioFresh that retains healthy vitamins, aroma and appetizing appearance. Each drawer can be adjusted individually and provides ideal humidity for versatile storage solutions. The automatic IceMaker which is permanently plumbed in and an integrated water filter with activated charcoal provides just the right supply of perfect crescent ice.



◀30"▶

### Fully Integrated/Seamless

#### Energy consumption

in 365 days kWh  
Estimated Yearly Energy Cost in US \$

#### Capacity

Total capacity cu.ft. (l)  
Refrigerator comp. cu.ft. (l)  
BioFresh comp. cu.ft. (l)  
NoFrost Freezer comp. cu.ft. (l)

#### Shipping weight lbs. (kg)

#### Climate rating

#### Sound rating dB(A)

#### Ice cube output lbs. (kg) / 24h

#### Ice cube stock lbs. (kg)

#### Door hinges

#### Outside dimensions

in inches (cm) H/W/D

#### Cut out dimensions

in inches (cm) H /W/D

#### Energy supply

Voltage V/Hz

### HCB 1560 PremiumPlus



507

61\*

14.1 (400)

9.8 (278)

2.1 (60)

4.3 (122)

359.3 (163)

SN-T

42\*\*

3.1 (1.4)

7.9 (3.6)

right

79 13/16" / 29 13/16" / 24 1/16" (202.7 / 75.7 / 61)

80" - 84" / min 30" / 24 1/16" (203.2 - 213.4 / 76.2 / 61)

115/60

\* Energy Cost will depend on utility rates and use. Estimated energy cost based on a national average electricity cost of 12 cents per kWh.

\*\* Noise output – according to EN 60704-3

## Features

◀30"▶



**German Engineering:** Our superior products offer premium quality, cutting edge design and innovative features that fit your busy lifestyle. Exclusive components and materials, along with the latest production processes, ensure energy efficiency and performance for years to come.



**Energy Star:** Liebherr refrigerators help produce less energy waste and greenhouse gas emissions with the goal of having the least damaging effect on the environment, while offering solutions that help consumers conserve energy.




**BioFresh:** BioFresh guarantees the perfect climate for super-long-term freshness. Each drawer can be used individually and provides ideal humidity – HydroSafes with high humidity or DrySafes with low humidity – for a versatile storage solution of meats and cheeses as well as fruits and vegetables.



**DuoCooling:** The dual refrigeration system creates optimal conditions in both the refrigerator and freezer which lengthens the shelf life of food items for a healthier lifestyle. This technology also preserves the flavor and texture of foods since there is no transfer of unwanted air, moisture or food aroma between the two compartments.



**SuperCool/SuperFrost:** Simply quick chill and/or freeze fresh groceries to preserve optimum freshness and seal in flavors, textures as well as maintain essential vitamins and minerals.



**SuperQuiet:** Noise is kept to a minimum with virtually silent, speed controlled compressors and a low-noise cooling circuit; while also ensuring exact performance, energy efficiency and SuperQuiet operation.



**Electronic Display:** Our intuitive electronic touch control panel ensures all functions are easy and convenient to use as well as guarantees that the settings selected remain accurate and constant.



**GlassLine:** The elegant yet tough GlassLine shelves are scratch resistant and easy to clean as well as dishwasher safe. The space-saving shelves are designed for organization and are completely adjustable to suit your needs and the contents of the refrigerator. Additionally, the lighting shines through for a brighter interior.



**LED:** Distinctive LED light columns are integrated into both sides of the compartment liner. Inside the columns are numerous cool LED lights that ensure uniform lighting throughout the interior.