

30" Speed Oven

800 Series – Black Stainless Steel HMC80242UC



BOSCH
Invented for life



HMC80242UC
Black Stainless Steel

Also available in:

Stainless Steel HMC80252UC

Bosch black stainless steel helps guard against scratches and fingerprints.

Features & Benefits

SpeedChef® cooking cycles offer faster cooking times for your convenience.

Flush install matches Bosch wall oven, steam oven, or warming drawer.

2-in-1 microwave and convection oven for a variety of cooking options.

30" width can be installed in horizontal and vertical configuration.

LED lights

General Properties

Cavity material Stainless steel

Max. microwave power (W) 1,000 W

Capacity

Cavity capacity (cu. ft.) 1.6

Turntable diameter (in.) 14 1/8"

Technical Details

Watts (W) 3,840 W

Circuit breaker (A) 16 A

Volts (V) 208-240 V

Frequency (Hz) 60 Hz

Power cord length (in) 48"

Plug type Fixed connection, 8" stripped wires

Dimensions & Weight

Overall appliance dimensions (HxWxD) (in) 19 5/8" x 29 3/4" x 22 3/8"

Required cutout size (HxWxD) (in) (Standard) 19 1/4" x 28 1/2" x 22"

(Flush) 20 1/8" x 30" x 23 1/2"

Oven overall interior dimensions (HxWxD) (in.) 9 7/8" x 16 1/2" x 16 1/2"

Turntable – Metal Max. Cookware 12 3/4" dia.

Turntable – Ceramic Max. Cookware 12 1/2" dia.

Rack – Rectangular Cookware Max. 15" x 12"

Net weight (lbs) 92 lbs

Accessories—Included

Included Metal turntable, cooking rack, ceramic cooking tray



Accessories: To purchase Bosch accessories, cleaners & parts please visit www.bosch-home.com/us/store or call 1-800-944-2904 (Mon to Fri 5 am to 6 pm PST, Sat 6 am to 3 pm PST).

Notes: All height, width and depth dimensions are shown in inches. BSH reserves the absolute and unrestricted right to change product materials and specifications, at any time, without notice. Consult the product's installation instructions for final dimensional data and other details prior to making cutout.

Warranties: Please see Use & Care manual or Bosch website for statement of limited warranty.

For more information on our entire line of products, go to www.bosch-home.com/us or call 1-800-944-2904

© BSH Home Appliances Corporation. All rights reserved. Bosch is a registered trademark of Robert Bosch GmbH.

07/18

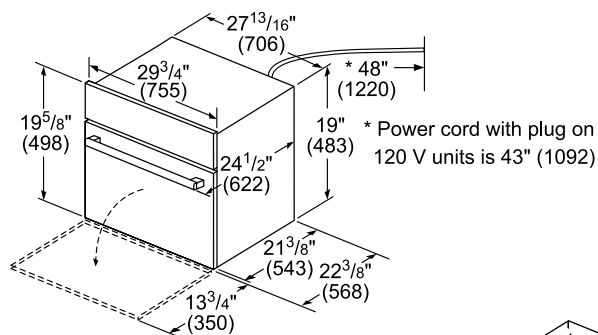
30" Speed Oven

800 Series – Black Stainless Steel HMC80242UC

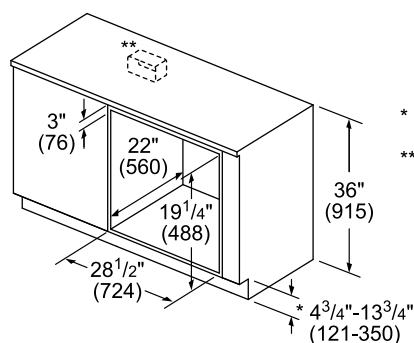


BOSCH
Invented for life

Installation Details

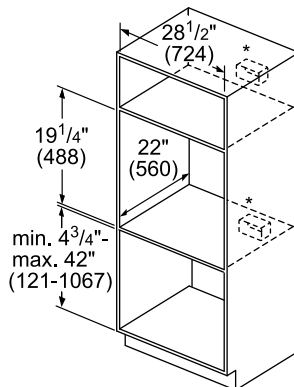


* Power cord with plug on 120 V units is 43" (1092)



* Includes 3/4" (19) base plate

** Receptacle may be located to the left or right of the unit within reach of the power cord.

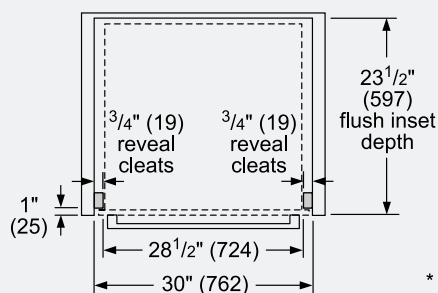


* Receptacle may be located above or beneath the unit within reach of the power cord.

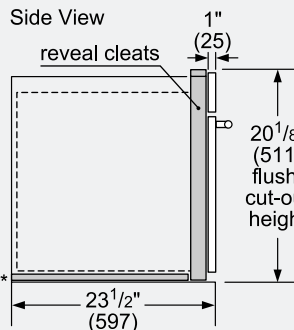
IMPORTANT: Bosch Speed Oven is not approved to be installed under a cooktop.

measurements in inches (mm)

Flush Install Top View



Side View



* Flush installation requires a 5/16" (8 mm) high x 28 1/2" (724 mm) wide x 22 1/2" (571 mm) deep baseplate underneath the unit body.

measurements in inches (mm)

Example Flush Install



Accessories: To purchase Bosch accessories, cleaners & parts please visit www.bosch-home.com/us/store or call 1-800-944-2904 (Mon to Fri 5 am to 6 pm PST, Sat 6 am to 3 pm PST).

Notes: All height, width and depth dimensions are shown in inches. BSH reserves the absolute and unrestricted right to change product materials and specifications, at any time, without notice. Consult the product's installation instructions for final dimensional data and other details prior to making cutout.

Warranties: Please see Use & Care manual or Bosch website for statement of limited warranty.

For more information on our entire line of products, go to www.bosch-home.com/us or call 1-800-944-2904

© BSH Home Appliances Corporation. All rights reserved. Bosch is a registered trademark of Robert Bosch GmbH.

30" Speed Oven

800 Series – Black Stainless Steel HMC80242UC



BOSCH
Invented for life

Installation Details

Standard

1 3/4" (44mm)

Side-by-Side Installation

1/2" (13mm)

The ovens will overlap the cutout resulting in a 1/2" (13mm) spacing between the products

IMPORTANT: The spacing between cutouts applies when installing any Bosch 30" or 27" single, double, combination and 27"/30" compact oven in a side-by-side installation.

Flush

1/2" (13mm)

Standard Installation Over Single Oven

- * Junction box may be located above or next to the unit within reach of the power cord.
- ** Junction box may be located below (depending on space) or next to the unit within reach of the power cord.
- *** Most combinations available as combo oven (one cut out, one electrical hook up).
- Minimum dimension between cut outs:
 - 1" (25 mm) for wall oven cut out height of 28 5/8"
 - 2 5/8" (67 mm) for wall oven cut out height of 27"

Flush Installation Over Single Oven

Speed Oven or Microwave

*** Flush installation requires a base plate underneath the body: 30" Products – Dimensions: H 5 1/16" (8) x W 28 1/2" (724) x D 22 1/2" (571)

minimum 1/2" (13) required between cutouts*

Wall Oven

*IMPORTANT: Base has to be able to support oven weight. Please check oven manual for minimum weight requirements.

** Most combinations available as combo oven (one cut out, one electrical hook up).

measurements in inches (mm)

Flush Installation Over Single Oven with Side Swing door

Speed Oven or Microwave

*** Flush installation requires a base plate underneath the body: 30" Products – Dimensions: H 5 1/16" (8) x W 28 1/2" (724) x D 22 1/2" (571)

minimum 1/2" (13) required between cutouts*

Wall Oven

*IMPORTANT: Base has to be able to support oven weight. Please check oven manual for minimum weight requirements.

** Most combinations available as combo oven (one cut out, one electrical hook up).

measurements in inches (mm)

Accessories: To purchase Bosch accessories, cleaners & parts please visit www.bosch-home.com/us/store or call 1-800-944-2904 (Mon to Fri 5 am to 6 pm PST, Sat 6 am to 3 pm PST).

Notes: All height, width and depth dimensions are shown in inches. BSH reserves the absolute and unrestricted right to change product materials and specifications, at any time, without notice. Consult the product's installation instructions for final dimensional data and other details prior to making cutout.

Warranties: Please see Use & Care manual or Bosch website for statement of limited warranty.

For more information on our entire line of products, go to www.bosch-home.com/us or call 1-800-944-2904

© BSH Home Appliances Corporation. All rights reserved. Bosch is a registered trademark of Robert Bosch GmbH.