

IR365PE/S/PH



FEATURES

Magnetic induction technology provides fast and perfectly distributed heat

Incredible cooking control, with lightning fast high heat and very low lows

Five induction zones and multiple bridging options to accommodate different pan sizes

Cookware sensing guards against hot burners being left on

Dual convection oven for faster, more consistent cooking

Temperature probe cooks to ideal doneness and lets you know when it's ready

Cobalt blue porcelain interior

Red, black or brushed stainless control knobs

Self clean, delayed start, timed cook, Sabbath mode and more

10 cooking modes make meals easy

Rigorously tested in our U.S. manufacturing facilities for decades of use

Exceptional 24/7 support from our Customer Care team in Madison

ACCESSORIES

30" Broiler Pan

36" Bake Stone Kit

36" Full-extension ball-bearing oven rack

36" Stainless Steel Kickplate

5" Stainless Steel Riser

Dehydration Kit

Filler Trim

Oven Rack Set (3)

Temperature Probe

Induction Range Knobs

Rear Caster Covers

Front Leg Extension Covers

Accessories available through an authorized dealer.

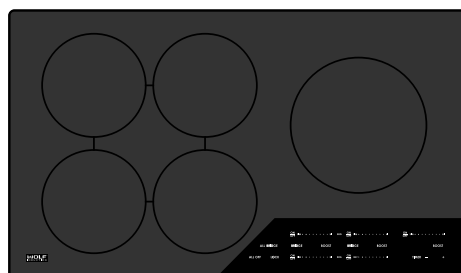
For local dealer information, visit subzero-wolf.com/locator.



KNOB OPTIONS



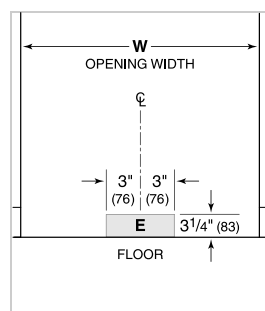
TOP CONFIGURATION



PRODUCT SPECIFICATIONS

Model	IR365PE/S/PH
Dimensions	35 7/8"W x 35 7/8"H x 29 1/2"D
Oven 1 Interior Dimensions	30"W x 16 1/2"H x 19"D
Oven 1 Usable Capacity	3.5 cu. ft.
Oven 1 Overall Capacity	5.4 cu. ft.
Door Clearance	19 1/2"
Weight	470 lbs
Electrical Supply	240/208 VAC, 60 Hz
Electrical Service	50 amp dedicated service

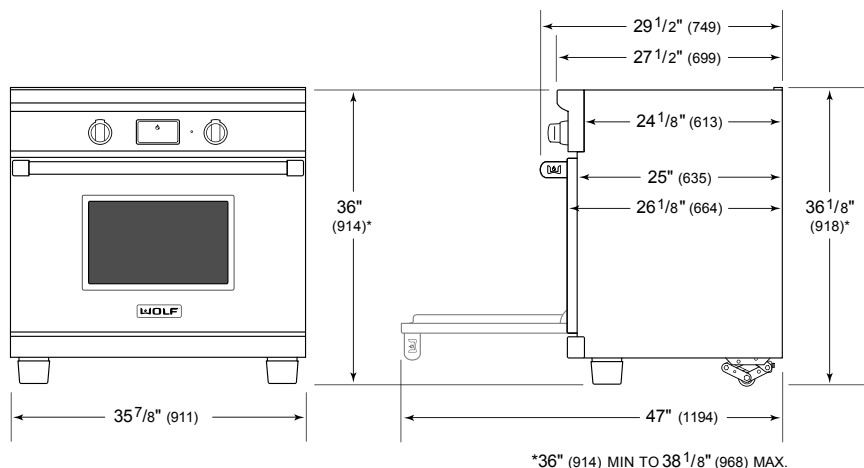
ELECTRICAL



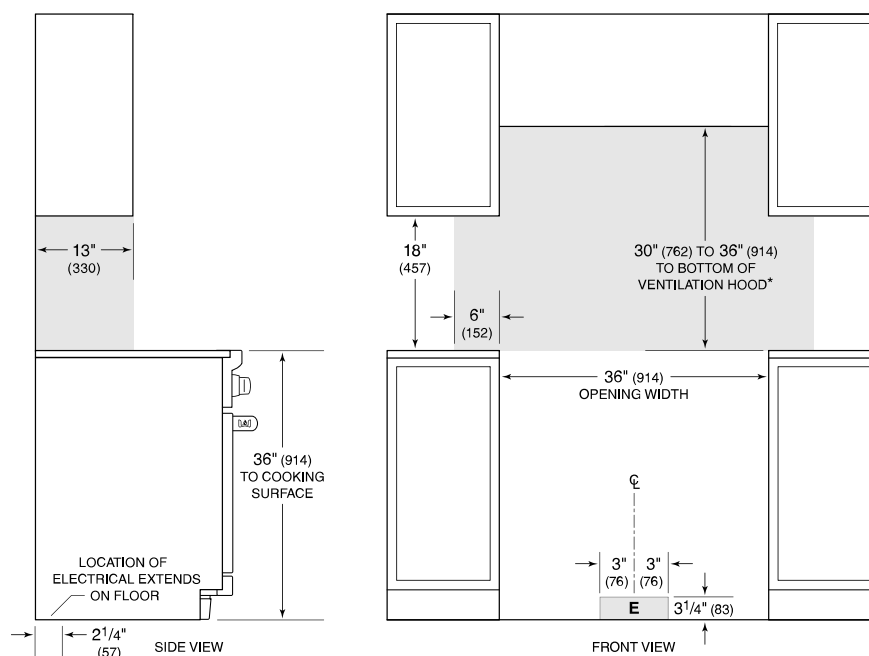
IMPORTANT NOTE: Adjacent countertops must be at least 35 7/8" for flush installation to top of unit.

NOTE: Dimensions in parenthesis are in millimeters unless otherwise specified

DIMENSIONS



STANDARD INSTALLATION



**Without ventilation hood, 36" (914) minimum clearance countertop to combustible materials.*

NOTE: Shaded area above countertop indicates minimum clearance to combustible surfaces, combustible materials cannot be located within this area.

For island installation, 12" (305) minimum clearance back of range to combustible rear wall above countertop.