

CE365C/B



FEATURES

Five elements, nine zones accommodate different pan sizes

High-frequency pulsation technology for superior performance and control

True simmer setting for soups, sauces and more

Super-low Melt setting for fine chocolate and other delicate foods

Rigorously tested in our U.S. manufacturing facilities for decades of use

Exceptional 24/7 support from our Customer Care team in Madison

Automatic timer up to 99 minutes

Bridge zone creates larger 7"x16" cooking area

Ceran ceramic glass resists scratching, staining, impact and heat

Can be mounted flush with countertop

Illuminated touch controls

Illuminated touch controls

Temperature limiter ensures that safe operating temps are never exceeded

Universal "off" turns all elements off

Control panel lock for safety



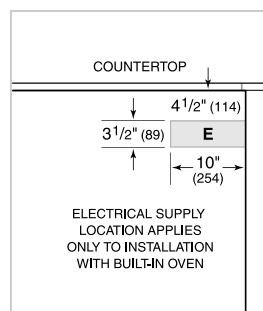
COOKTOP SPECIFICATIONS

- 1 - 1050/1950/2700 W Element
- 1 - 700/2200 W Element
- 1 - 1200 W Element
- 2 - 1800 W Elements With Bridge

PRODUCT SPECIFICATIONS

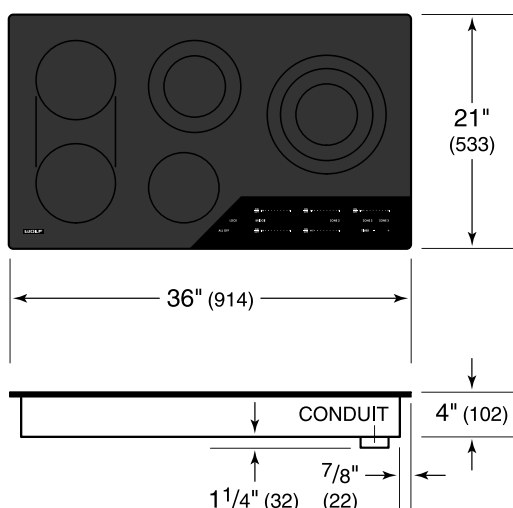
Model	CE365C/B
Dimensions	36"W x 4"H x 21"D
Weight	60 lbs
Electrical Supply	3-wire, 240 VAC, 60 Hz
Electrical Service	50 amp dedicated circuit
Conduit Length	4 Feet

ELECTRICAL

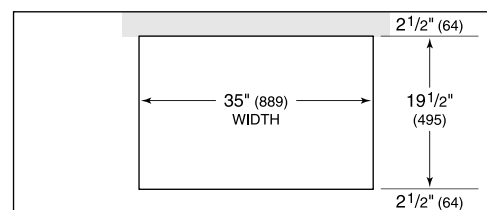


NOTE: Dimensions in parenthesis are in millimeters unless otherwise specified

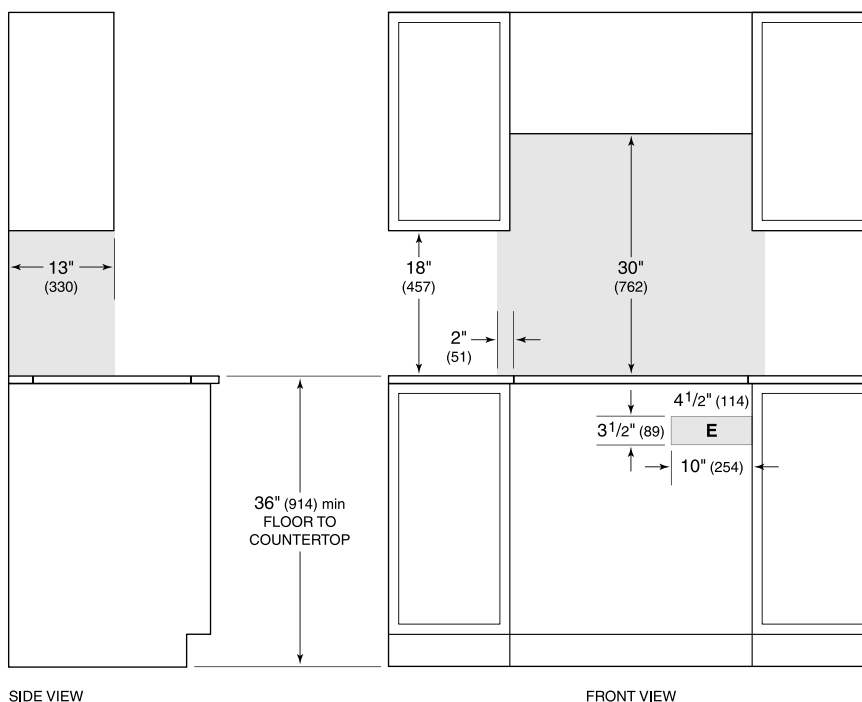
DIMENSIONS



STANDARD INSTALLATION



COUNTERTOP CUT-OUT



SIDE VIEW

FRONT VIEW

NOTE: Shaded area above countertop indicates minimum clearance to combustible surfaces, combustible materials cannot be located within this area.
Electrical supply location only applies to installations with built-in oven.