

Freestanding Ranges

CGEF3035R F/W/B

30" Electric



Product Dimensions

Height (Max.)	47-3/4"
Width	29-7/8"
Depth (Including Handle)	28-13/32"

More Easy-To-Use Features

Precision Set™ Controls

Adjust heat levels more precisely, providing exceptional temperature control.

Available in:



Stainless
(F)



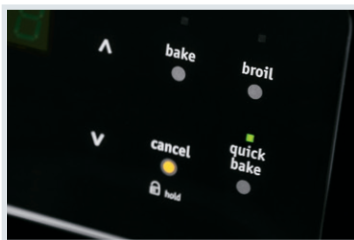
White
(W)



Black
(B)

Elements	Size	Watts
Right Front	9" / 12" Expandable	1,800 / 3,000
Right Rear	6"	1,200
Left Front	6" / 9" Expandable	1,200 / 3,000
Left Rear	6"	1,200
Centre	Keep Warm Zone	100

Signature Features



Quick Bake Convection

Bake faster and more evenly with Quick Bake Convection.



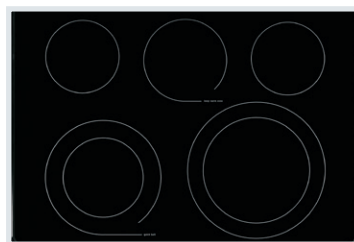
One-Touch Quick Self Clean

Your oven cleans itself — so you don't have to. Self clean options available in 2-, 3- and 4-hour cycles.



Smudge-Proof™ Stainless Steel

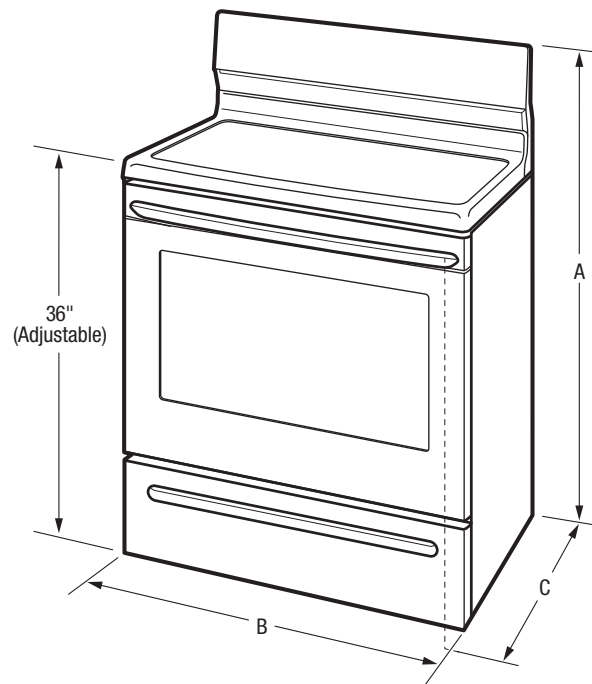
Resists fingerprints and cleans easily.



Fits-More™ Cooktop with SpaceWise® Expandable Elements

The cooktop features five burners including two SpaceWise® Expandable elements and a Warming Zone so you can cook more at once.

Features	
Oven Control/Timing System	Express-Select® Controls
Surface Type	Black Ceramic Glass
Window	Extra-Large
Exterior Door Finish	Smudge-Proof™ Stainless Steel (F), Colour Co. (W/B)
Handle Design	Stainless Steel (F), Colour-Coordinated (W/B)
Exterior Finish (Side Panels)	Black (F), Colour-C. (W/B)
Convection System	Quick Bake Convection
Oven Cleaning System	Self Clean
Drawer Functionality	Storage
Oven Controls	
Bake/Broil	Yes/Variable (400-500°F)
Effortless™ Convection Conversion	
Convection Bake/Broil/Roast	
Quick Bake Convection	Yes
Quick Preheat	
My Favourite	
Effortless™ Temperature Probe	
Pizza Button	
Keep Warm	Yes
Add-a-Minute	
Delay Start	
Self Clean	2, 3, 4 Hours
Quick Clean Option	Yes
Delay Clean	2, 3, 4 Hours
Kitchen Timer/Timed Cook Option	Yes/Yes
Auto Oven Shut-Off	Yes
Oven Lock-Out	Yes
Lower Drawer Control	
Cooktop Features	
Right Front Element (Watts)	SpaceWise® Expandable 9"/12" - 1,800/3,000
Right Rear Element (Watts)	6" - 1,200
Left Front Element (Watts)	SpaceWise® Expandable 6"/9" - 1,200/3,000
Left Rear Element (Watts)	6" - 1,200
Bridge Element (Watts)	
Centre Element (Watts)	Keep Warm Zone - 100
Hot Surface Indicator Light	Yes
Oven Features	
Capacity (Cu. Ft.)	5.7
Oven Light	1
Hidden Bake Element	Yes
Rack Configuration	2 Standard
Baking System	Even Baking Technology
Broiling System	Vari-Broil™ Hi/Lo
Bake Element/Broil Element (Watts)	3,500/3,900
Drawer Racks	
Specifications	
Oven Interior (H x W x D)	21" x 24-3/8" x 19-1/8"
Power Supply Connection Location	Middle Bottom Rear
Voltage Rating	240V/208V/60Hz
Connected Load (kW Rating) @ 240/208 Volts	12.5/9.5
Minimum Circuit Required (Amps)	40
Shipping Weight (Approx.)	180 Lbs.



NOTE: For planning purposes only. Always consult local and national electric codes. Refer to Product Installation Guide for detailed installation instructions on the web at frigidaire.ca.



Product Dimensions		Cabinet Cutout Dimensions	
A - Height (Max.)	47-3/4"	Height (Standard)	36"
B - Width	29-7/8"	Width (Min.)	30"
C - Depth (Including Handle)	28-13/32"	Depth (Min.)	24"
Depth with Door Open 90°	48-1/4"		

Accessories information available on the web at frigidaire.ca