

IR48751/S/P



## FEATURES

Wolf induction technology offers consistent, precise temperature control and nearly instantaneous temperature adjustment response

Every induction zone features Boost Mode for quick boils. The new 5500-watt zone supercharges Boost Mode to heat liquid in even the largest pots with incredible speed

Sturdy knobs mimic the experience of cooking with gas, offering precision across the temperature range. Flick past the highest setting to quickly engage Boost Mode

The Bridge function joins two induction zones into one large area, enabling use of an induction-capable griddle, open roaster, or fish poacher

Wolf's Dual VertiFlow™ convection system provides reliably even heat, reduces hot and cold spots, and enables consistent multi-rack cooking

Take the guesswork out of cooking with 10 chef-created cooking modes, including Bake, Broil, Convection, Convection Roast, Dehydrate, Gourmet, Proof, Roast, Stone, and Warm

Control your range from wherever you are using our convenient Owners' App—remotely preheat, adjust temperatures, select modes, and more

## ACCESSORIES

18" Broiler Pan

18" Full-Extension Ball-Bearing Oven Rack

18" Standard Oven Rack

30" Broiler Pan and Rack

30" Full-Extension Ball-Bearing Oven Rack

30" Multifunction Pan

30" Premier Baking Sheet

30" Standard Oven Rack

48" Induction Range Brushed Brass Bezel Kit

5" and 10" stainless steel risers, and 20" riser with shelf

Bake Stone Kit

Deydration Rack Sets

Filler Trim

Professional Induction Range Knob Kits

Range Finish Kits

Rear Caster Covers

Stainless Steel Kickplates

Temperature Probe

Accessories available through an authorized dealer.

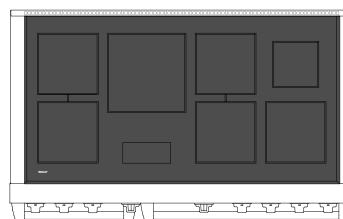
For local dealer information, visit [subzero-wolf.com/locator](http://subzero-wolf.com/locator).



## KNOB OPTIONS



## TOP CONFIGURATION



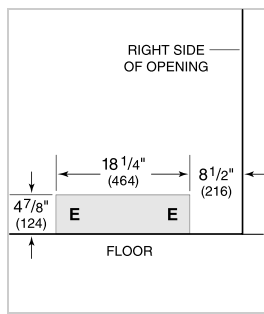
## COOKTOP SPECIFICATIONS

- Seven induction zones
- 1 - 6" 1,400 W Zone with 2,200 W Boost
- 5 - 8" 2,100 W Zones with 3,700 W Boost
- 1 - 11" 2,600 W Zone with 5,500 W Boost

**PRODUCT SPECIFICATIONS**

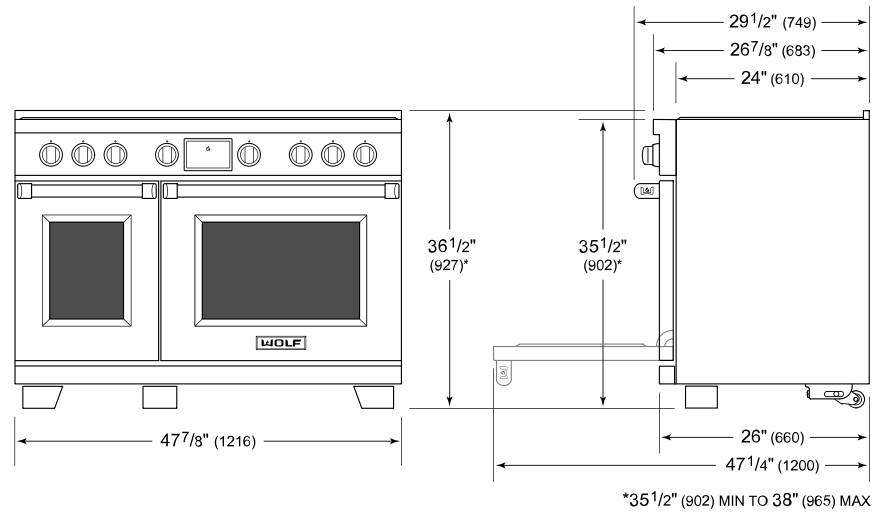
Model	IR48751/S/P
Dimensions	47 7/8"W x 36 1/2"H x 29 1/2"D
Oven 1 Interior Dimensions	13 1/4"W x 17 1/2"H x 19 3/4"D
Oven 2 Interior Dimensions	25 1/4"W x 17 1/2"H x 20"D
Oven 1 Usable Capacity	1.8 cu. ft.
Oven 1 Overall Capacity	2.7 cu. ft.
Oven 2 Usable Capacity	3.2 cu. ft.
Oven 2 Overall Capacity	5.1 cu. ft.
Door Clearance	21"
Weight	648 lbs
Electrical Supply	240/208 VAC, 60 Hz
Electrical Service	(2) 50 amp dedicated services

**ELECTRICAL**

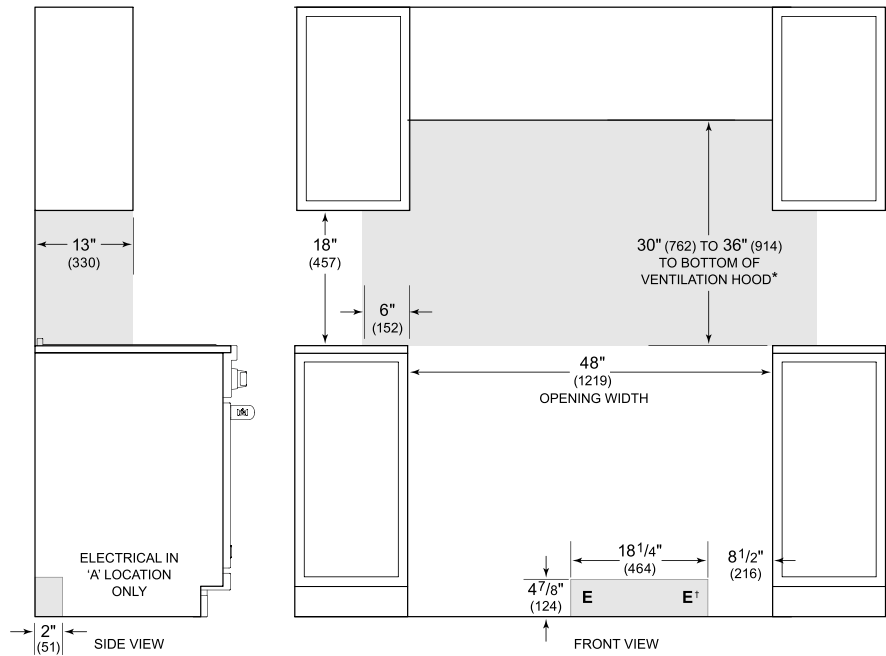


**NOTE:** Dimensions in parenthesis are in millimeters unless otherwise specified

**DIMENSIONS**



**STANDARD INSTALLATION**



\*Without ventilation hood, 36" (914) minimum clearance countertop to combustible materials.  
 †Two electrical supplies for 48" (1219) models only.  
 NOTE: Shaded area above countertop indicates minimum clearance to combustible surfaces. Combustible materials cannot be located within this area.  
 For island installation, 12" (305) minimum clearance back of range to combustible rear wall above countertop.