

# FRIGIDAIRE

## GALLERY



### 30" Freestanding Induction Range with Air Fry

Induction Range

Available Products: GCRI306CBF

Available Colors: Stainless Steel

Version: 08/25

## Product Specifications

### Cooking Controls

Air Fry	Yes
Air Sous Vide	Yes
Bake	Yes
Broil	Yes
Cancel	Yes
Clock	Yes
Convection Bake	Yes
Convection Roast	Yes
Delay Clean	Yes
Delay Start	Yes
Door Lock	Yes
Keep Warm	Yes
Kitchen Timer	Yes
Lockout	Yes
Off	Yes
Preheat	Yes
Probe	Yes
Quick Preheat	Yes
Self Clean	Yes
Set Clock	Yes
Slow Cook	Yes
Start	Yes
Steam Clean	Yes
Temperature Display	Yes

### Cooking Controls Function

Delayed Bake	Yes
Program Fahrenheit or Celsius	Yes
Silent Control Panel	Yes

### Cooktop

Cooking Surface Type	Smooth
Element On Indicator Light	Yes
Hot-Surface Indicator Light	Yes

### Drawer

Drawer Handle Style	Integrated
Drawer Type	Storage

### Display

Control Location	Rear
Display Interface Color	White
Display Type	Capacitive Touch

### Electrical Specifications

Minimum Circuit Required	40 Amps
Voltage Rating	240 V

### General Specifications

Annual Energy	269 kWh
Prop 65 Label	Yes
Warranty - Labor	1 Year
Warranty - Parts	1 Year

### Performance Certifications and Approvals

ENERGY STAR Certified	Yes
-----------------------	-----

30" Freestanding Induction Range with Air Fry	5529
Available Products: GCRI306CBF	Available Colors: Stainless Steel
Version: 08/25	

Oven

Bake Element	2500 Watts
Bake Element Pass	8
Bake Element Type	Hidden
Broil Element	4000 Watts
Broil Element Pass	6
Broil System	Yes
Convection	Yes
Convection Element	3800 Watts
Convection Type	Total
Number of Convection Fans	1
Number of Rack Positions	6
Oven Interior Color	Midnight Black
Oven Light Quantity	1
Oven Light Type	Halogen
Rack Position Type	Embossed
Rack Type 1	Flat
Rack Type 1 Quantity	2
Window Type	Extra Large Visual

Cooktop Performance

Right Front Element Burner Size	8 3/10"
Right Rear Element Burner Size	5 1/2"
Left Front Element Burner Size	7"
Left Rear Element Burner Size	7"
Right Front Element Burner	2,300 / 3,600 Watts (Boost)
Right Rear Element Burner	1,400 / 2,500 Watts (Boost)
Left Front Element Burner	1,800 / 2,800 Watts (Boost)
Left Rear Element Burner	1,800 / 2,800 Watts (Boost)

Controls

Control Lock	Yes
Sabbath Mode	Yes

Dimensions and Volume

Minimum Height	35 3/8"
Maximum Height	36 3/8"
Width	30"
Depth	26"
Depth With Door 90° Open	47 5/16"
Depth With Handle	28 1/2"
Oven Interior Height	18 1/8"
Oven Interior Width	25 3/16"
Oven Interior Depth	19 7/8"
Oven Capacity	5.3 Cu. Ft.

Installation

Adjustable Leveling Legs	Yes
Power Cord Included	Yes

Certifications and Approvals

Star-K Certification	Yes
----------------------	-----

Safety Certifications and Approvals

cUL Listed	Yes
------------	-----

## Installation Diagram

### 30" ELECTRIC REAR CONTROL FREESTANDING INSTALLATION INSTRUCTIONS

#### 1. Clearances and Dimensions

- Provide adequate clearances between the range and adjacent combustible surfaces.
- Location—Check location where the range will be installed. Check for proper electrical supply and the stability of floor.
- Dimensions that are shown must be used. Given dimensions provide minimum clearance. Contact surface must be solid and level.

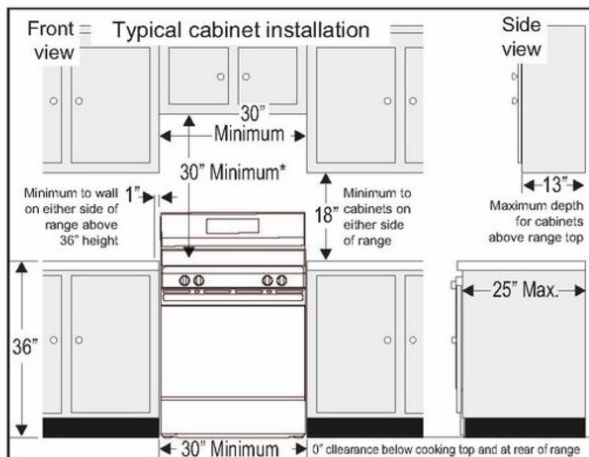


Fig. 1

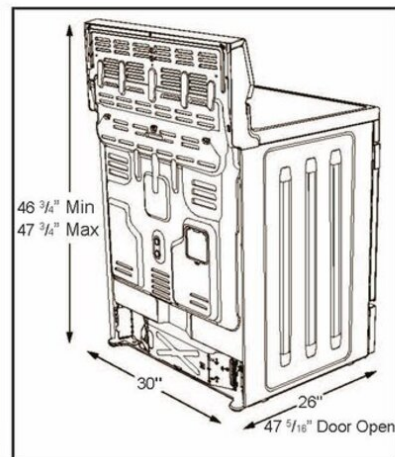


Fig. 2

\*30" (762 mm) MINIMUM CLEARANCE BETWEEN THE TOP OF THE COOKING SURFACE AND THE BOTTOM OF AN UNPROTECTED WOOD OR METAL CABINET; OR 24" (610 mm) MINIMUM WHEN BOTTOM OF WOOD OR METAL CABINET IS PROTECTED BY NOT LESS THAN 1/4" (6 mm) FLAME RETARDANT MILLBOARD COVERED WITH NOT LESS THAN NO. 28 MSG SHEET STEEL, 0.015" (0.4 mm) STAINLESS STEEL, 0.024" (0.6 mm) ALUMINUM OR 0.020" (0.5 mm) COPPER. 0" (0 mm) CLEARANCE IS THE MINIMUM FOR THE REAR OF THE RANGE. FOLLOW ALL DIMENSION REQUIREMENTS PROVIDED ABOVE TO PREVENT PROPERTY DAMAGE, POTENTIAL FIRE HAZARD, AND INCORRECT COUNTERTOP AND CABINET CUTS.

TO ELIMINATE THE RISK OF BURNS OR FIRE BY REACHING OVER HEATED SURFACE UNITS, CABINET STORAGE SPACE LOCATED ABOVE THE SURFACE UNITS SHOULD BE AVOIDED. IF CABINET STORAGE IS TO BE PROVIDED, THE RISK CAN BE REDUCED BY INSTALLING A RANGE HOOD THAT PROJECTS HORIZONTALLY A MINIMUM OF 5" (127 mm) BEYOND THE BOTTOM OF THE CABINETS.

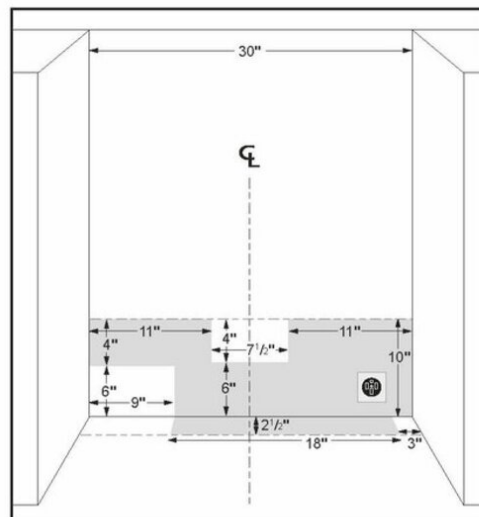


Fig. 3