



USE AND CARE GUIDE

MODELS
CY917R



OPERATION INSTRUCTIONS

Fan Operation

Fan Speeds: Three speed settings give the customer total control of their fan at the push of a button.

Grease Disposal

WARNING! Do not remove filters immediately after cooking or if grease is still hot.

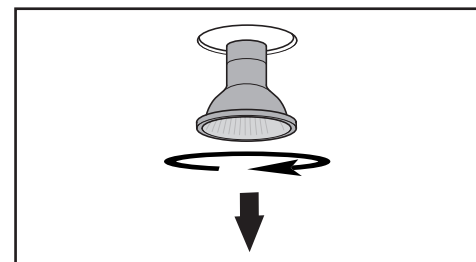
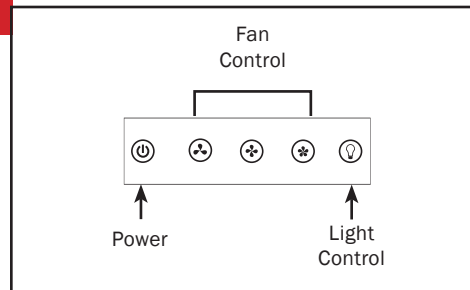
Nonstick fan blades will separate grease from the air and the grease will then be deposited into the baffle filters, convenient disposal.

Tip: Soak all parts in soapy water if there is heavy grease.

Changing Light bulbs

WARNING! Ensure that lights have fully cooled before changing bulbs.

Firmly press your fingers against the light bulb and twist in a counter clockwise direction until loosened.

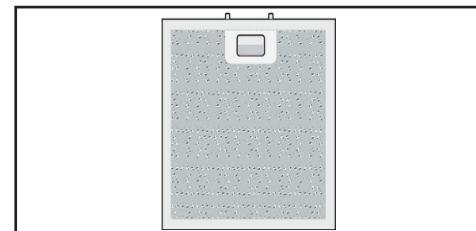


MAINTENANCE

Mesh Filters (Your filters may discolour with each wash)

Mesh filters are NOT dishwasher safe

Soak in the sink with warm soapy water (dawn soap works great) and scrub with a soft bristled brush then rinse with fresh water. Air dry the filters or use paper towels to pat them dry. Any degreaser used should be safe to use on aluminum and diluted with water. Direct contact with degreasers may badly tarnish the filters.







MAINTENANCE

Exterior

Stainless Steel:

The exterior of the machine can be maintained by wiping the surface area with a gentle cloth and a mild soap (dawn soap works great). Follow this step with a stainless-steel cleanser and a gentle cloth adequate for stainless steel finishes. For stubborn grease/oil build up a chemical solvent such as paint thinner, varsol or acetone can be applied on a rag and used to wipe stainless steel surfaces **ONLY**. **DO NOT USE ON PAINTED SURFACES** DO NOT LET THE CHEMICAL SOLVENT COME IN CONTACT WITH ANY PLASTIC COMPONENTS!!

REPLACEABLE PARTS

NAME	QTY	DESCRIPTION	IMAGE
UM36	2	LED LIGHT (GU10)	
MFUC01	3	Mesh Filters for 30"	
MFUC04	3	Mesh Filters for 36"	
MFUC06	2	Mesh Filters for 24"	

FREQUENTLY ASKED QUESTIONS

When do I need a Cyclone Range Hood?

Peoples' cooking habits vary, but getting rid of airborne contaminants and odours which linger in your cooking area is important for everyone. Whether it is steam from cooking soups, steaming vegetables or grease and oil from frying food, it is important for everyone to have efficient ventilation in their kitchen.

Can I install a Cyclone Range Hood myself?

Installing a Cyclone Range Hood is fairly straightforward, and we provide detailed installation instructions. We do not recommend range hood installation for novices to electrical or handy work.

What is the minimum mounting height between the range top to hood bottom?

The minimum mounting height between the cooking surface to the bottom of the range hood should be no less than 30" above a gas range and 28" above an electric range or ceramic cooktop. The maximum height should be no more than 36" above a gas range and 34" above an electric or ceramic cooktop. The hood must be installed at the correct mounting height. Hoods mounted too low can result in heat damage and hoods mounted too high will have impaired performance.

How often do I clean my Cyclone Range Hood?

Cyclone recommends that our range hoods are cleaned at least once every month. However, cooking habits differ and cleaning should reflect the frequency and intensity of cooking.

What is the difference between a mesh and a baffle filter?

Most Cyclone Range Hood wall mount models have mesh filters as the standard which can be exchanged for Baffle Filters. Baffle filters are a durable and stainless-steel alternative to aluminum mesh filters, capture more grease and provide a pleasant aesthetic.

Can I get a longer chimney flue to reach my high ceilings?

Cyclone Canopy range hoods can accommodate almost any ceiling height. Extended chimney pieces can be purchased with certain retailers, consult with the retailer that you are shopping with to confirm if they can accommodate your requirements. Otherwise, the correct chimney portions can be purchased separately directly from Cyclone Range Hoods. Cyclone does not exchange the chimney size once the order has been received. For more information about this please feel free to contact Cyclone Range Hood Inc. customer service team before you buy your new range hood.