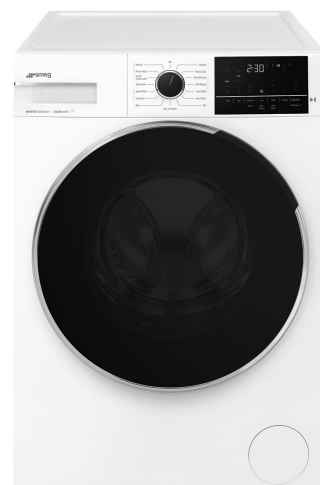
















# WM24UWH

EAN Code	8017709344337
Product Family	Washing Machine
Commercial width	60 cm
Installation	Free-standing
Load type	Frontal



## Programs

Controls	Electronic
Multilanguage clip system	Yes
No. of programmes	15
Programmes	

Anti-Allergen	 Sportswear	Normal
HeavyDuty	WrinkleGuard	 Spin and Drain
 Rinse	 SpeedWash	Speed Small Loads
PowerWash	 Jeans/Capi scuri	 Hand Wash
 Mix	 Refresh	 Self Clean
<b>Washing Temperature</b>		
Cool	20°C	30°C
40°C	60°C	90°C
<b>Special programmes</b>		
Refresh	 Sportswear	 Anti-allergy
 Jeans	 Handwash	 Quick

## Display

Residual time indicator

delay start

programme status indication

## Display type



## Buttons/Options

Extra Rinse



Quick



Steam



Soak

Child lock

Programme progress indicator (light)

On display

End of cycle indicator (light)

On display

## Technical Features



Type of motor	Brushless/Inverter
Electronic control functioning	Yes
Programme selection knob	Yes
Spin speed selection on display/LED	No spin/ 600/ 800/ 1200/ 1400/ Rinse hold
Display/led for temperature regulation	Yes
Polypropylene tank	Yes
Basket	Stainless steel
Drum capacity	17.2 gal

Door diameter	13 3/8 "
Door opening	160°
Automatic variable load	Yes
Antifoam system	Yes
Load balancing system	Automatic
Easy to access filter	Yes
Child lock (functions block)	Control block
Anti-flood system	Yes

## Performance / Energy Label - Reg. 2019

Supplier's name or trademark	SMEG
------------------------------	------

---

## Compatible Accessories





















---

### KITPLV2

Kit extension for dishwasher and washing machine: lenght mt. 2



## Symbols glossary

	Variable load: In all models of washing machines is present the system of variable load, according to which the machine automatically diversifies the wash cycle and the time of operation depending on the quantity and type of laundry introduced, allowing a significant saving of water and energy power, up to 30% compared to the versions with fixed load.		Automatic Load Balancing: provides an ideal distribution of laundry in the drum. In case if the imbalance is detected, the rotation speed starts being controlled in such way to evenly redistribute laundry in the drum, and thus reduce vibration.
	Child lock: some models are fitted with a device to lock the programme/cycle so it cannot be accidentally changed.		LED display: to show programmes, functions and options selected and the time to the end of the cycle.
	34 cm: Large loading hatch of 34 cm in diameter, makes laundry loading and unloading easier and faster with maximum ease of use.		This option advises when the periodic cleaning of the filters is needed, in order to avoid forgetfulness and thus guarantee the perfect functioning of the dryer over time. The convenient position of the filters makes maintenance fast and extremely simple.
	Smeg's evolution towards more intelligent and eco-friendly models has led to the choice of Inverter technology, which significantly reduces consumption.		Antiallergic: Antiallergic program with particular attention to the total removal of residual detergent.
	Cleaning programme: A cleaning programme has been created to maintain the performance of washer/dryers. The display shows automatically when cleaning is required.		To drain the water in the machine.
	Hand wash: this specific programme for delicate fabrics uses slower rotations of the drum to ensure the utmost care for clothing.		Jeans: a washing cycle which is kind to the colour and fabric of denim whilst minimising wrinkles.
	Mixed fabrics: this cycle is designed for lightly soiled laundry in a mix of cottons and synthetics, or can be used just to refresh stored items.		Super fast: a programme designed to wash small amounts of laundry fast, ideal for washing lightly soiled garments.
	Refresh: an ideal program to refresh the garments that have been kept for a long time indoors and eliminate unpleasant odors, without having to wash.		Extra rinse: The Extra rinse option: can be added to the selected programme when more thorough cleansing of special fabrics is needed.
	Gym: Gym, a cycle designed for washing lightly soiled garments, ie sports wear, this is a fast wash which is also kind to fabrics.		Option that allow to reduce times of the selected program.
	SOAK_72dpi		Steam Option: the steam is perfect for smoothing out creases, refreshing fabrics, neutralizing odors and releasing dirt, destroying allergens more quickly than by washing the item in water.



Jeans / Dark garments: Special cycle designed to meet the washing needs of jeans or dark garments. The program allows you to wash the garments respecting colors and minimizing creases thanks to minimal mechanical action and low temperatures.

---

## Benefit (TT)

---

Standard dimensions to fit any home environment, with optimal capacity and advanced features

### **15 programmes**

Up to 15 programmes to meet every daily need

### **LED Display**

With soft touch control and LED lights for intuitive and fast setting and selection of each option

### **Steam Energy Technology**

Perfect removal of stains, smells, creases and allergens using steam

Steam Energy technology, uses steam, at the beginning or end of the cycle depending on the programme, to remove stains, creases, smells and allergens.

### **Inverter**

Brushless, it offers greater energy efficiency, lower consumption and longer life, reducing wear and noise. It optimises consumption and ensures high performance while maintaining high washing efficiency.

### **Giant door**

The size of the door offers greater convenience and versatility, facilitating the loading and unloading of laundry thanks to its wide opening, and gives a more premium and elegant look, enriching the overall design of the appliance