

RB16DG6000SL

SAMSUNG

16.2 cu. ft. Counter-Depth Refrigerator



Signature Features

All-Around Cooling

An All-Around Cooling system cools the entire fridge evenly from corner to corner. It continually checks the temperature and circulates cool air through strategically placed vents.

SmartThings Connectivity

Monitor and manage the refrigerator's performance from your smartphone using its embedded WiFi and SmartThings App*.

* Available on Android and iOS devices. A Wi-Fi connection and a Samsung account are required.

Energy Star® Certified

Eco-friendly and energy-efficient.

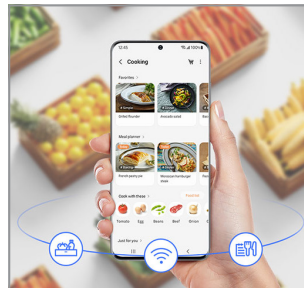
Digital Inverter Compressor

Automatically adjusts its speed in response to cooling demand across 7 levels. As a result, it's much quieter and uses up to 50% less power.

Available Colour



Stainless-Look (SL) Finish



SmartThings Connectivity



Digital Inverter Compressor

Features

- 3 Shelves
- Counter-Depth
- Crisper
- 5 Door Bins
- High Efficiency LED Lighting
- Sabbath Mode

Convenience

- CoolTight Door
- Door Alarm
- All-Around Cooling
- Temperature Control
- Power Cool & Power Freeze
- Wi-Fi Embedded



ENERGY STAR® rated:
390 kWh/yr



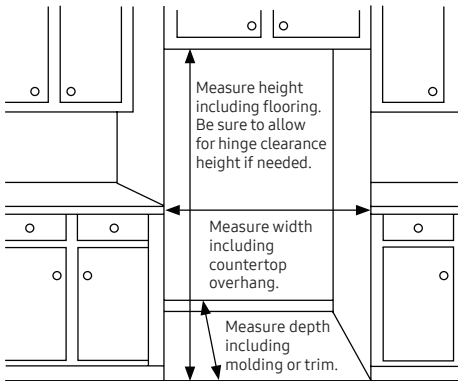
16.2 cu. ft. Counter-Depth Refrigerator

Installation Specifications

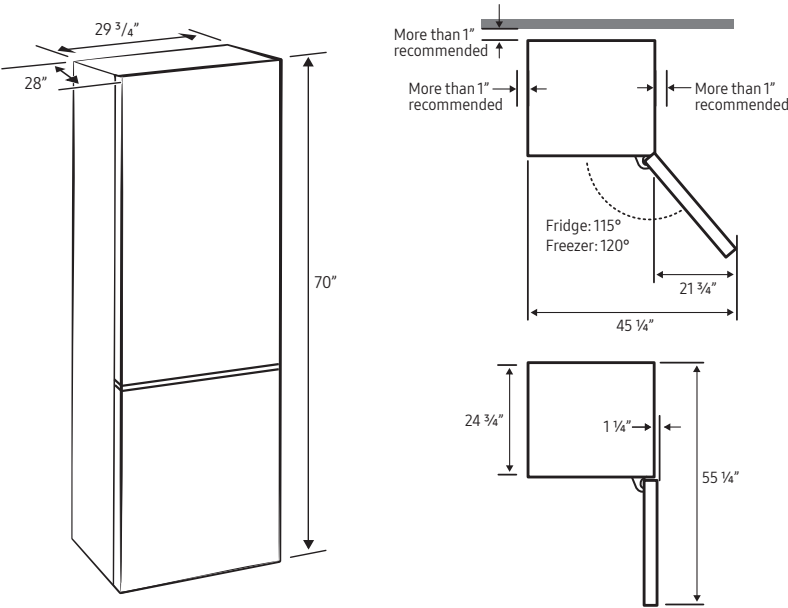
1. Measure the height, width and depth of the opening, making sure to include baseboards, molding tile, countertop overhang, etc. Check to be sure there is enough room to open the door (consider walls, islands or other obstacles when measuring).
2. Refer to illustration below to determine dimensions.
3. Allow 11³/₄" of clearance on hinge side of refrigerator when installing next to a wall.
4. Allow 2" minimum clearance at rear for proper air circulation and water/ electrical connections. More than 1" recommended for clearance at sides and top for ease of installation.
5. Ensure each door and entryway in the home is wide enough for the refrigerator to be moved through easily.

For optimal usage and ability to open refrigerator doors completely, do not install next to a wall.

Please note: The following dimensions and cutout information is for planning purposes only. For complete installation details, consult manual packed with product or download manual online at [samsung.com](https://www.samsung.com).



Dimensions



Total Capacity: 16.2 cu. ft.

Refrigerator: 10.3 cu. ft.

- 1 Humidity-Controlled Crisper
- 3 Tempered Glass Spill-Proof Shelves
- 5 Door Bins
- High Efficiency LED Lighting

Freezer: 5.9 cu. ft.

- 3 Drawer Dividers
- High Efficiency LED Lighting

Consumption Rate	390 kWh/year
Volt/Amps	115V / 60Hz / 3.0A
Power Cord Length	2 Meters

Warranty

One (1) Year Parts and Labour on Refrigerator
Ten (10) Years Parts on Digital Inverter Compressor

Product Dimensions & Weight (WxHxD)

Dimensions (WxHxD with hinges, handles and doors):
29⁷/₈" x 70" x 28"

Dimensions (WxHxD without hinges and door):
29⁷/₈" x 68⁷/₈" x 24⁵/₈"

Dimensions (WxHxD with hinge and door, no handle):
29⁷/₈" x 70" x 28"

Net Weight: 180 lb (81.5 kg)

Shipping Dimensions & Weight (WxHxD)

Dimensions: 30¹/₂" x 73¹/₂" x 29³/₈"
Shipping Weight: 187.4 lb (85 kg)

Colour	Model #	UPC
Stainless Look	RB16DG6000SL	887276818955