

24" Built-In Multifunction Oven, 3000 Series

FEATURES & BENEFITS

2.5 Cu. Ft. Oven Capacity

Accommodates multiple courses simultaneously, so you can cook for a large group in less time.

Perfect Baking Results Every Time

The hot air fan in this oven creates the ideal conditions for baking. As a result you achieve perfect results whatever you're baking.

Toast, Crisp or Brown with the Grill

Add a crispy finish to toasties or lasagne's with the oven's grill function. The built-in heating element projects heat downwards, to delicately brown or toast.

The Cool-Touch Oven for Added Safety in the Kitchen

Constructed from multiple glass layers, this oven's door stays safely cool to the touch. Plus, its beautifully designed, large window gives you great visibility

Expect Even, Every Time

The golden brown on a potato gratin. The deep crust on a fillet of beef. The moist depths of a rich chocolate cake. Achieving even results time after time demands precisely controlled heat, distributed consistently throughout your oven.

Cook More At The Same Time and Still Get Perfect Results

The additional heating ring in our oven ensures your dishes are evenly cooked - even when loaded with up to three trays - for corner to corner deliciousness.



AVAILABLE COLORS



Anti-Fingerprint Stainless Steel + Black Glass

GENERAL PROPERTIES

Type	Single Wall Oven
Fuel Type	Electric
Door Style	Drop Down
Fingerprint Resistant	Yes
Control Type	Mechanical Rotary Knobs
Viewing Window	Yes
Self-Cleaning	Easy Clean Black Enamel Interior

CAPACITY

Total Oven Capacity (Cu. Ft. / L)	2.5 (72L)
Oven Rack Positions	4

OVEN FEATURES

Digital Temperature Display	No
Oven Indicator Light	Yes
Convection	True Fan Convection
Interior Oven Light	Halogen Lighting
Oven Window	ISOFRONT® PLUS cool oven door
Removable Door	Drop own equilibrated, Drop down removable door
Oven Modes	Conventional/Traditional cooking, Defrost, Fan cooking, Fast grilling, Grilling, True Fan Cooking
Multi-functional	Yes, With Ring Heating Element
End of Mode Indicator	Signal Light
Temperature Unit of Measure	Celsius
Easy to clean door	Yes
Cooling Fan	Yes

ACCESSORIES

Included Accessories	1 x Dripping pan black enamel, 1 x Grill pan grid chromed wire rack, 1 x Flat shelf chromed wire racks, 1 x Offset oven rack
Optional Accessories	Telescopic runner single extension, Telescopic runner double extension, Deep grill with dish tray, Aluminum Cake Tray/Shallow baking tray

TECHNICAL DETAILS

Electrical Supply	120/208/240V 50-60Hz
Max. Current Rating	12.9 A
Max. Power Rating	3.4 kW
Oven Energy Class	B

Electrical Connection	Supplied with a 4' long electrical cable and must be hard wired to the electrical supply.
-----------------------	---

Adjustable Plinth	80mm + 130mm
-------------------	--------------

DIMENSIONS

Overall Product Dimensions (W / H / D) In / mm	23 ¹ / ₂ " / 23 ⁹ / ₁₆ " / 22 ³ / ₄ " (596mm / 599mm / 579mm)
Cut-Out Dimensions (W / H / D) In / mm	22 ¹ / ₈ " / 23 ¹ / ₄ " - 23 ⁹ / ₁₆ " / 23 ¹ / ₂ " (562mm / 590mm - 599mm / 597mm)

WARRANTY

Parts & Labor	2 Years
---------------	---------

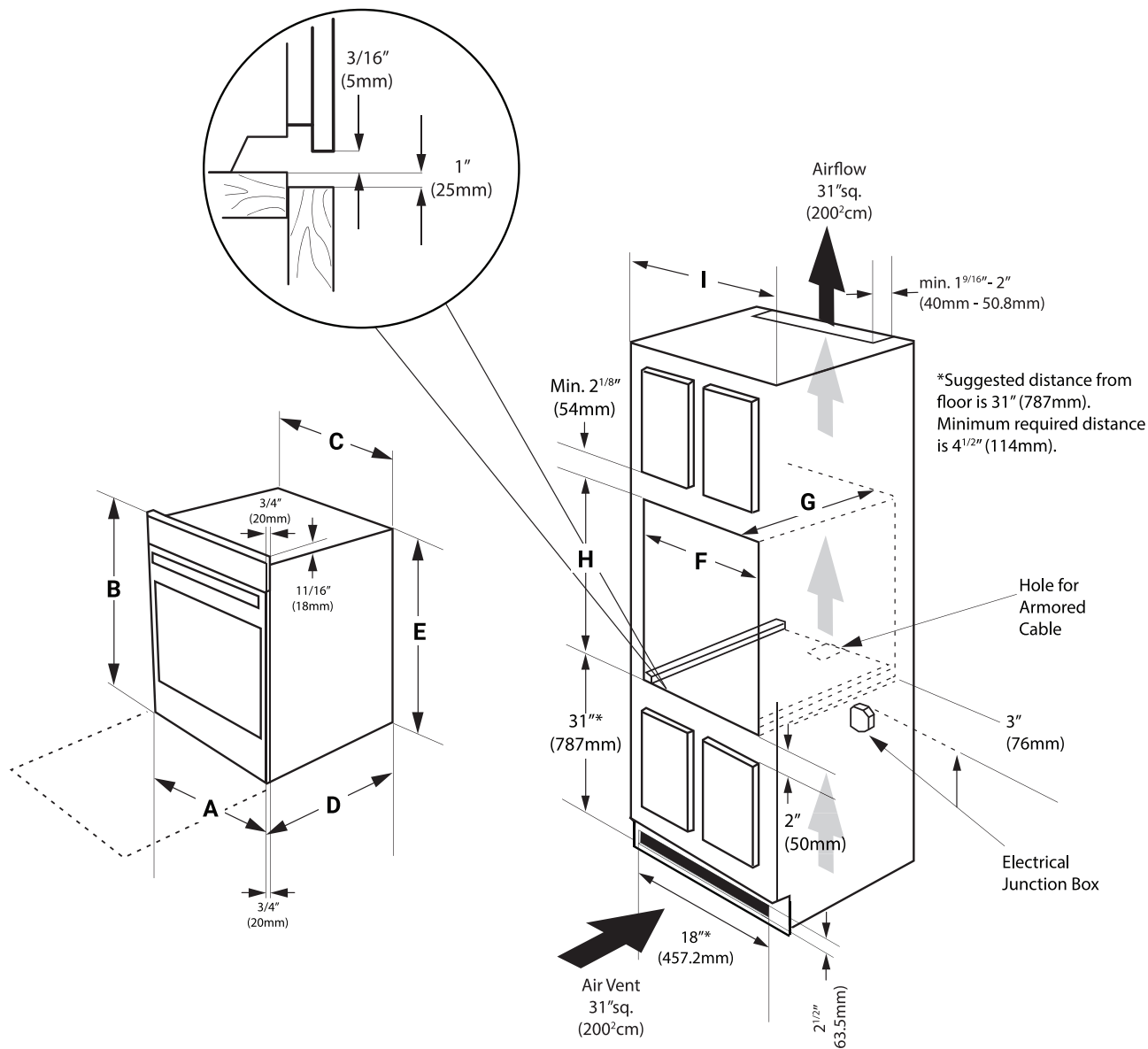
Installation Details - Wall Oven

PRODUCT DIMENSIONS

A	B	C	D	E
23 1/2" (596mm)	23 9/16" (599mm)	22 1/16" (560mm)	22 3/4" (579mm)	23 3/16" (589mm)

CUT-OUT DIMENSIONS

F	G	H. Standard Height (**Others, see note 3)	I
22 1/8" (562mm)	23 1/2" (597mm)	Min. 23 1/4" (590mm) - Max. 23 9/16" (599mm)	24" (610mm)



NOTES

1. Allow at least 21" (533mm) clearance in front of oven door depth when it is open.
2. Dimensions G (Cut-Out Depth) is critical to the proper installation of the built-in oven. If the oven trim does not butt against the cabinet, or if noise is heard on convection models, verify dimension G to assure it is the required depth.
3. For a cut-out height greater than the minimum (H), add one 3" (50mm) wide wood shim of appropriate height to each side of the opening under the appliance side rails.
4. If the cabinet cut-out is more than the minimum dimension, the oven trim must be installed.

Installation Details - Under Counter

CUT-OUT DIMENSIONS

	F - WIDTH	G - DEPTH	H - HEIGHT
	23 1/2" (596mm)	22 1/8" (562mm)	23 1/2" (597mm)
			Min. 23 1/4" (590mm) - Max. 23 9/16" (599mm)

Cabinet side filler panels are necessary to isolate the unit from adjoining cabinets. Cabinet side filler height should allow for installation of approved cooktop models.

Only certain cooktop models may be installed over certain built-in electric oven models. Approved cooktops and built-in ovens are listed by the MFG ID number and product code (see the insert sheet included in the literature package and cooktop installation instructions for dimensions). Do not install a side-by-side configuration under countertops, or in combination with a cooktop..

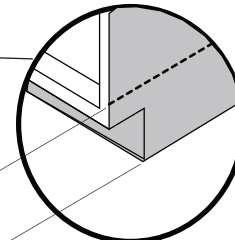
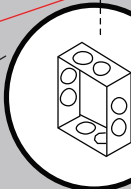
Approx. 3"
(75mm)

AIR FLOW REQUIREMENTS

- If the oven is being placed under the counter, there must be a minimum gap of 19/16" (4cm) cut out of the shelf behind the oven to allow air to flow freely.
- If sufficient air flow is not provided, the life of the appliance will be shortened.
- Cut-out in the toe kick is optional and recommended.
- Bottom vent grill required for adequate air flow (Model: 7427640) available.

Air Vent Flow

208/240 Volt
Junction Box
for Built-In Oven.



max. 4 1/2"
(115mm)*

If no cooktop is installed directly over the oven unit 5" (127mm) maximum is allowed above the floor.

min. 36"
(914mm)

H

F

G

min. 1 9/16" (40mm)

18"
(457.2mm)

2 1/2" (63.5mm)

Air Vent
31 in.²
(200cm²)

Cut an opening in wood base minimum 9" x 9" (230mm x 230mm), 2" (50mm) from right side filler panel, to route armored cable to junction box.

Use 3/4" (19mm) plywood, installed on two runners, flush with toe plate. Base must be capable of supporting 150 pounds (68 kg).



WARRANTY INFORMATION

AEG Appliances are designed and manufactured to the highest standards. Each appliance is covered by a comprehensive 2-year parts and labour warranty. Refer to product warranty policy for complete terms and conditions.

FOR PARTS & SERVICE

Euro-Parts & Service

39822 Belgrave Road, Belgrave, ON. N0G 1E0 1 866 722 2262

www.euro-parts.ca • parts@euro-parts.ca • service@euro-parts.ca

AEG appliances are imported and distributed in North America by Euro-Line Appliances Inc. For more information, please visit one of our showrooms or www.ela.ca

EURO-LINE APPLIANCES INC.

871 Cranberry Court
Oakville, ON L6L 6J7
Tell: 905.829.3980
Toll-Free: 1.800.421.6332
Email: info@ela.ca

EURO-LINE APPLIANCES INC.

101-1014 Homer St.
Vancouver, BC V6B 2W9
Tell: 604.235.3980
Toll-Free: 1.855.352.9378
Email: infowest@ela.ca