

PERFEKT INSERT-30-1A

AEG

30" Built-In Insert Range Hood



FEATURES & BENEFITS

Built-In Style Range Hood

Offers premium performance in a discreet package. This hood is specifically crafted to be fully integrated within your overhead cabinets, for a seamless finish.

3 Fan Speeds

Featuring three-speed settings, delivering optimal airflow for any cooking situation, ensuring effective ventilation whether you're simmering, sautéing, or frying.

Quiet CFM Motor

Experience cleaner kitchen air with our efficient range hood. Its dependable motor effectively removes smoke, grease, and odours while operating at minimal noise levels, ensuring a peaceful cooking environment.

LED Lighting


Energy-efficient, long-lasting LED lights effectively illuminate your cooking surface, enhancing the visibility of the cooking process.

Push Button Control

Located on the front of the unit, these controls make regulating the hood functions more convenient. From modifying the fan speed to adjusting the light settings, giving you complete control of the cooking process.

Dishwasher-Safe Honeycomb Filters

These highly functioning filters remove grease and odours when cooking. These removable filters can be cleaned in the dishwasher, ensuring that your hood is continually efficient.



AVAILABLE COLOURS



GENERAL PROPERTIES

Style	Insert Range Hood
Mounting Type	Built-In / Under Cabinet
Installation Type	Full Wrap - Includes door-cover and spacer for 12" / 13" / 15" Cabinet depths.
Operating Mode	Ducted/Vented

FEATURES

Number of Fan Speeds	3 Speed Settings
Controls	Electronic Push Buttons
Back-lit Controls	Yes
Lighting	2 x LED Lights
Filter Type	Honeycomb Filters
Dishwasher Safe Filters	Yes

DUCTING

Duct Size	6" Duct Adaptor Included
-----------	--------------------------

MATERIAL/FINISHES

Available Colors	Stainless Steel
Fingerprint Resistant	Yes

TECHNICAL DETAILS

Power Supply	110-120V ~ 60Hz / 15 Amp
Rated Input Power	218W
Motor Power	216W
Air flow - CFM rating	374 CFM
Lighting Power	2 x 1 W
Power Cord	*Supplied with a 5ft long electrical cable

DIMENSIONS

Product Dimensions - 12" Cabinet	29 ^{3/4"} / 9 ^{7/8"} / 11 ^{5/8"} - 12 ^{3/16"}
Depth (In / mm) (W / H / D)	(756mm / 251mm / 295mm - 310mm)
Product Dimensions - 13" Cabinet	29 ^{3/4"} / 9 ^{7/8"} / 12 ^{5/8"} - 13 ^{1/4"}
Depth (In / mm) (W / H / D)	(756mm / 251mm / 321mm - 337mm)
Product Dimensions - 15" Cabinet	29 ^{3/4"} / 9 ^{7/8"} / 14 ^{5/8"} - 15 ^{1/4"}
Depth (In / mm) (W / H / D)	(756mm / 251mm / 372mm - 387mm)
Cut-Out Dimensions	27 ^{1/8"} / 10 ^{3/8"}
(In / mm) (W / D)	(689mm / 263mm)

WARRANTY

Parts & Labor	2 Years
---------------	---------

Installation Details

PRODUCT DIMENSIONS (INCH/MM) - 12" CABINET DEPTH

Width: 29^{3/4"} / Height: 9^{7/8"} / Depth: 11^{5/8"} - 12^{3/16"}

Width: 756mm / Height: 251mm / Depth: 295mm - 310mm

PRODUCT DIMENSIONS (INCH/MM) - 15" CABINET DEPTH

Width: 29^{3/4"} / Height: 9^{7/8"} / Depth: 14^{5/8"} - 15^{1/4"}

Width: 756mm / Height: 251mm / Depth: 372mm - 387mm

PRODUCT DIMENSIONS (INCH/MM) - 13" CABINET DEPTH

Width: 29^{3/4"} / Height: 9^{7/8"} / Depth: 12^{5/8"} - 13^{1/4"}

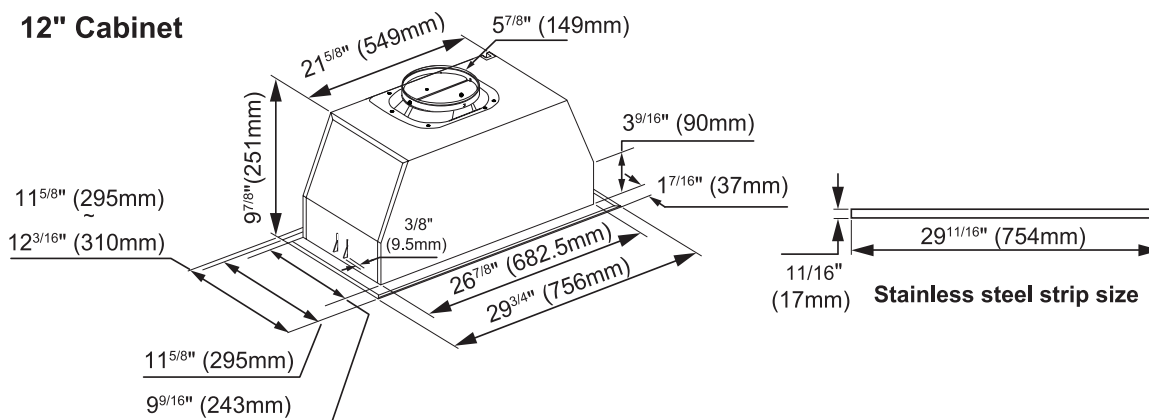
Width: 756mm / Height: 251mm / Depth: 321mm - 337mm

CUT-OUT DIMENSIONS (INCH/MM) - 12"/13"/15" CABINET DEPTH

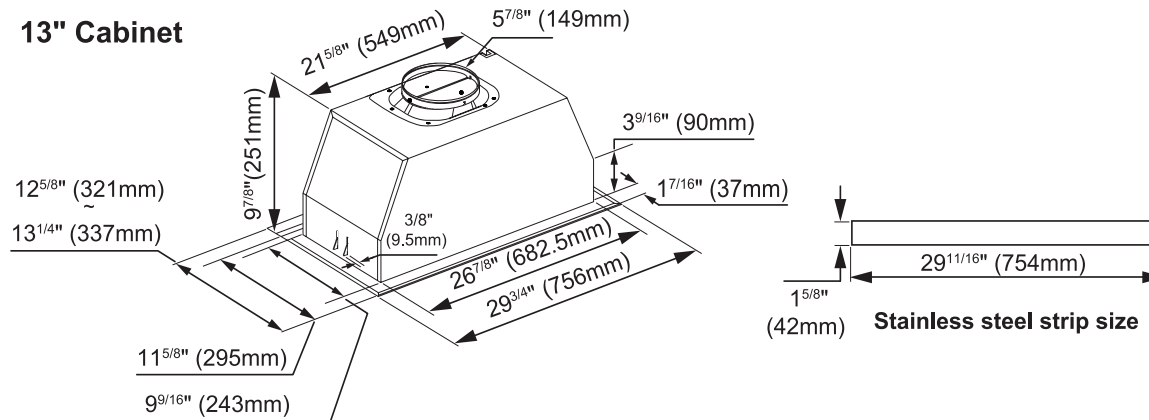
Width: 27^{1/8"} / Depth: 10^{3/8"}

Width: 689mm / Depth: 263mm

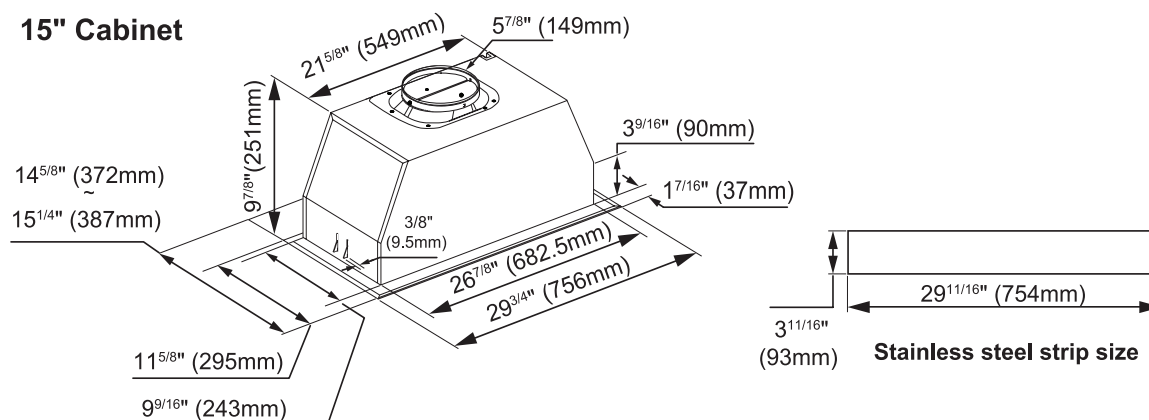
12" Cabinet



13" Cabinet



15" Cabinet



Installation Details

PRODUCT DIMENSIONS (INCH/MM) - 12" CABINET DEPTH

Width: 29^{3/4"} / Height: 9^{7/8"} / Depth: 11^{5/8"} - 12^{3/16"}

Width: 756mm / Height: 251mm / Depth: 295mm - 310mm

PRODUCT DIMENSIONS (INCH/MM) - 15" CABINET DEPTH

Width: 29^{3/4"} / Height: 9^{7/8"} / Depth: 14^{5/8"} - 15^{1/4"}

Width: 756mm / Height: 251mm / Depth: 372mm - 387mm

PRODUCT DIMENSIONS (INCH/MM) - 13" CABINET DEPTH

Width: 29^{3/4"} / Height: 9^{7/8"} / Depth: 12^{5/8"} - 13^{1/4"}

Width: 756mm / Height: 251mm / Depth: 321mm - 337mm

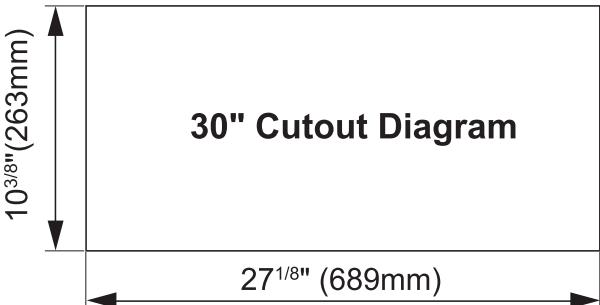
CUT-OUT DIMENSIONS (INCH/MM) - 12"/13"/15" CABINET DEPTH

Width: 27^{1/8"} / Depth: 10^{3/8"}

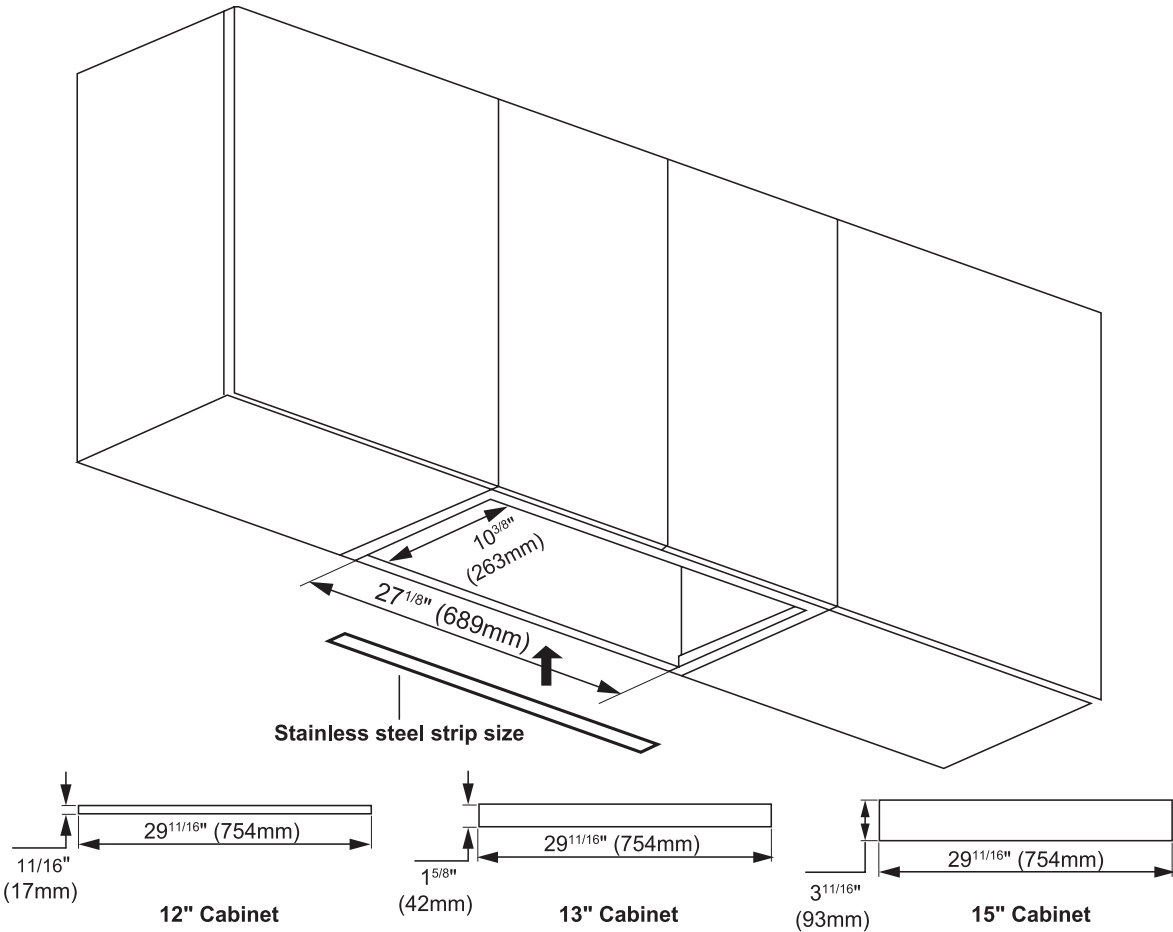
Width: 689mm / Depth: 263mm

*NOTE

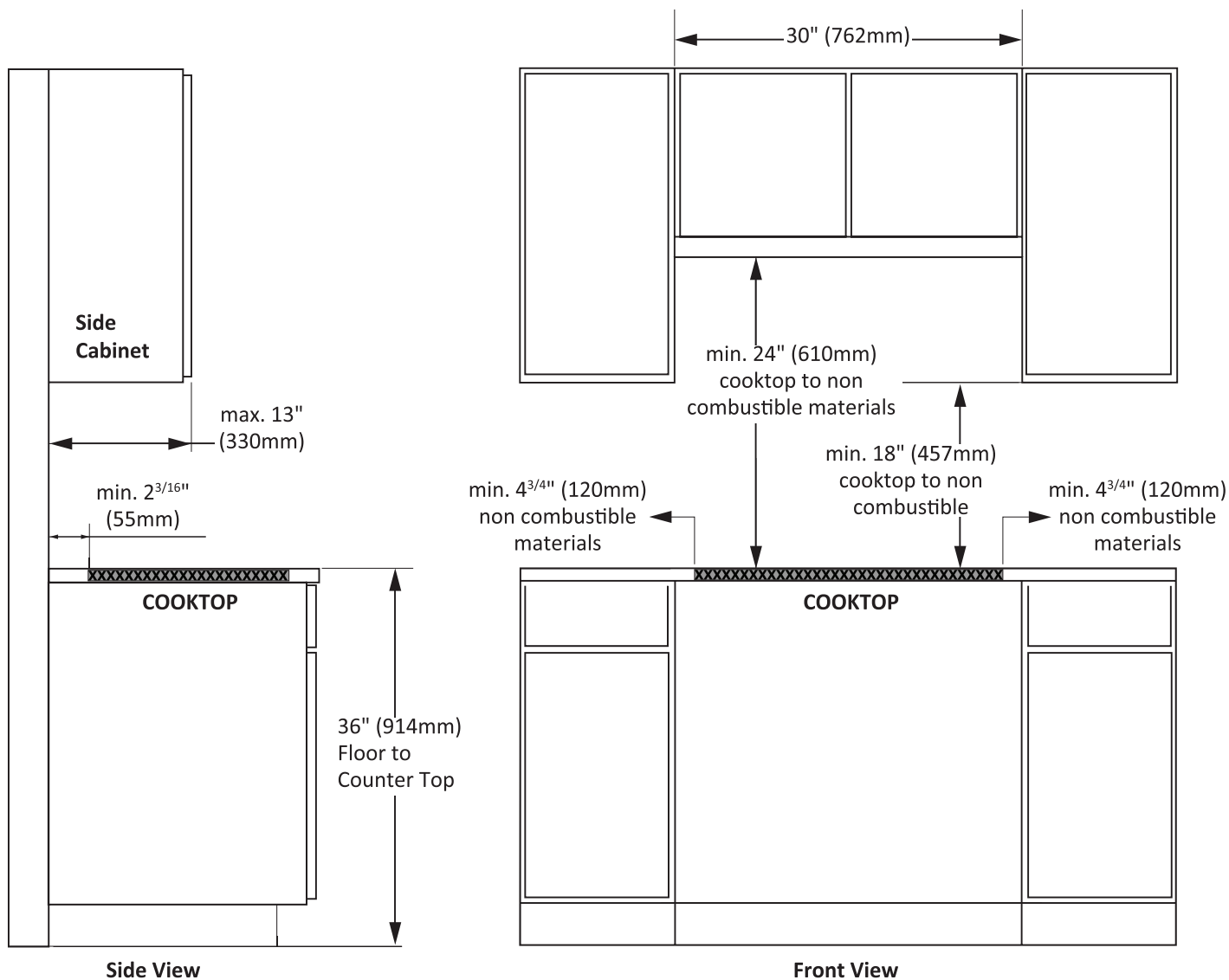
- 1. The range hood must be installed at a minimum height of 24" above the cooking surface, whether it is a gas, electric, or induction cooktop.
- 2. Ensure that the wall designated for hood installation is adequately sturdy to support the range hoods weight. Additionally, ensure the hood is mounted level for the best performance.
- 3. Cut a hole in the cupboard according to the size in the image below.
- 4. Bottom hinges of the cabinet door should be installed at 5" or more above the cabinet base.



Assumes installation with 5/8" wide cabinet gables



Recommended Cabinet Minimum Clearance From Cooking Surface



Follow local building codes for clearance requirements.

Other Product Downloads Available at aeg-appliances.ca



WARRANTY INFORMATION

AEG Appliances are designed and manufactured to the highest standards. Each appliance is covered by a comprehensive 2-year parts and labour warranty. Refer to product warranty policy for complete terms and conditions.

FOR PARTS & SERVICE

Euro-Parts & Service

39822 Belgrave Road, Belgrave, ON. N0G 1E0 1-800-561-4614
www.euro-parts.ca • parts@euro-parts.ca • service@euro-parts.ca

AEG appliances are imported and distributed in North America by Euro-Line Appliances Inc. For more information, please visit one of our showrooms or www.ela.ca

EURO-LINE APPLIANCES INC.

871 Cranberry Court
Oakville, ON L6L 6J7
Tell: 905.829.3980
Toll-Free: 1-800.421.6332
Email: info@ela.ca

EURO-LINE APPLIANCES INC.

101-1014 Homer Street
Vancouver, BC V6B 2W9
604.235.3980
1-855.352.9378
infowest@ela.ca