

W14120

AEG

24" 10KG Front Load Washing Machine

FEATURES & BENEFITS

Small Outside, Capacity Inside

This washer effortlessly handles up to 10kg of laundry per load without sacrificing space.

Digital Display with Electronic Controls

Check your wash cycle and see how much time is left at a glance.

Time Save & Delay Start

Time Save achieves the same cleaning performance in a shorter time, while Delay Start can run your machine at your desired time.

Smart Care for Your Clothes

Choose from 15 pre-set wash cycles designed to clean with care, no matter the soil level or garment type.

Auxiliary Steam Function

Ironing becomes quicker and easier with an enhanced function of steam to provide fresh and hygienic laundry.

Interior Water Heater

Brings water temperature up to 71°C for sanitation and powers steam cycles for better fabric care.

Half-Load Detection

The selected program will use less water and energy.



AVAILABLE COLOURS

☐ White

GENERAL PROPERTIES

Type	Front Load
Capacity	10 KG / 22 lbs
Max Spin Speed	1400 RPM
Inlet Water	Hot & Cold
Drain Type	Pump
Number of Programs	15
Number of Spin selections	5 (No spin, Low, Med, High, Highest)
Location of Controls	Front
Volume Of Inner Tub	72L
Inner Tub Material	Stainless Steel
Adjustable Legs	4
Stackable	Yes
Matching Dryer	DC240

FEATURES

Display Type	LED / White
Control Type	Digital / Dial Knob
Cycle Status Lights	Yes
Remaining Time Display	Yes
End Of Cycle Signal	Yes
Memory Of Power Interrupt	Yes
Automatic Temperature Control	Yes
Liquid / Detergent Dispenser	Yes
Softener Dispenser	Yes
Noise Reduction	Yes
Use of High-Efficiency Detergent	Yes
Out-Of-Balance Vibration Reduction	Yes (auto)

ACCESSORIES

Optional Stacking Kit Available	KIT-ST1 (Without Pull-Out Shelf)
Optional Stacking Kit Available	KIT-ST2 (With Pull-Out Shelf)

PROGRAMS & PERFORMANCE

Program Selection	Normal/Cotton, Quick Wash, Drum Clean, Activewear, Sanitize, Bedding, Perm Press, Handwash/Delicates, Spin & Drain, Heavy Duty, Towels, Mix, Jeans, Wool, Rinse
Button Function	Time Save, Delay, Temp., Spin, Level of Soil, Auxiliary Steam Function, Easy Iron, Extra Rinse, Options, Child Lock
Energy & Water Efficiency Bar	Yes
Delay	Yes
Error Alarm	Yes
Auto-power Off	Yes
Temperature Selection	5
Extra Rinse	Yes
Auto Unbalancing Detection	Yes

TECHNICAL DETAILS

Electrical Requirements	120 V / 60 Hz / 15 Amp
Safety / Efficiency Certification	UL / Energy Star®
Power Cord	Included
Wash Noise Level (dB)	63 dB
Rinse Noise Level (dB)	77 dB
Motor	Min. 1 bar & Max. 10 bar
Standard Water Pressure	0.05-1 Mpa

DIMENSIONS & WEIGHT

Product Dimensions (in / mm) (W / H / D)	23 ^{3/8"} / 33 ^{1/2"} / 25 ^{5/8"} (594mm / 850mm / 650mm)
Diameter Of Inner Tub (in / mm)	19 ^{1/2"} (495mm)
Weight (lbs/kg)	161 lbs / 73 kg

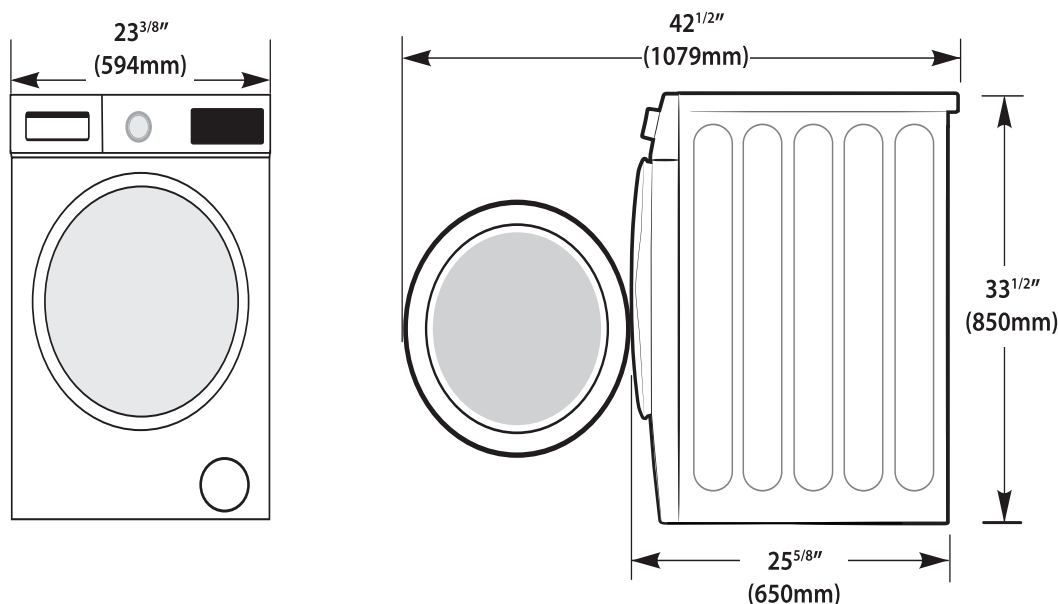
WARRANTY

Parts & Labor	2 Years
---------------	---------

Installation Details

PRODUCT DIMENSIONS

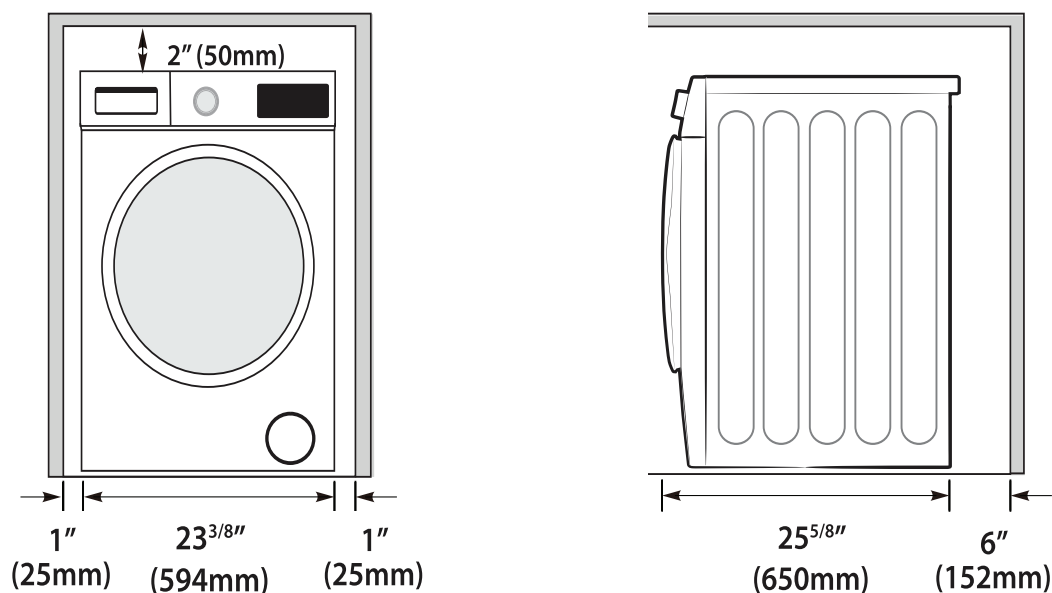
In (W / H / D)	23 ^{3/8"} / 33 ^{1/2"} / 25 ^{5/8"}
mm (W / H / D)	594mm / 850mm / 650mm



INSTALLING UNDER COUNTER

Minimum clearances between your washer and adjacent walls or other surfaces are:

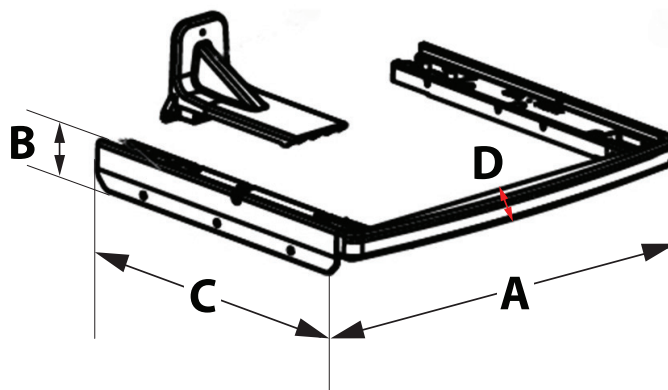
Either side: 1" (25mm) / **Rear:** 6" (152mm) / **Top:** 2" (50mm)



Stacking Kit Without Pull-Out Shelf - Installation Details

KIT-ST1 - PRODUCT DIMENSIONS

A - Width (In / mm)	23 ^{7/8"} (606mm)
B - Height (In / mm)	2 ^{5/8"} (67mm)
C - Depth (In / mm)	23 ^{13/16"} (605mm)
D - Height - Without Overhang (In / mm)	1 ^{3/8"} (35mm)



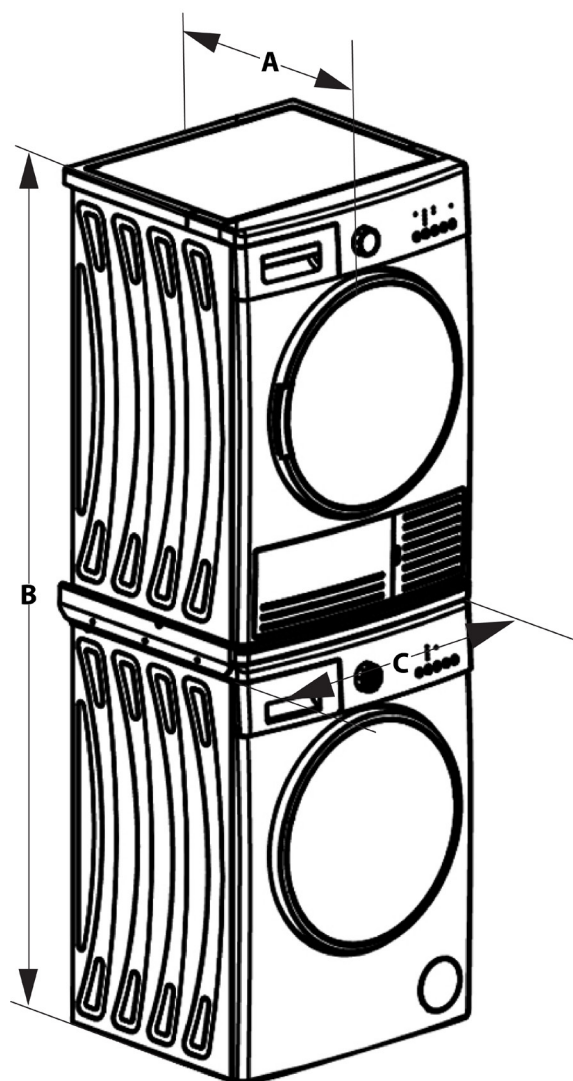
KIT-ST1 - INSTALLATION DIMENSIONS

A - Min. Depth from wall to front of door (In / mm)	25" (635mm)
A - Min. Depth from wall to front of door open (In / mm)	42" (1070mm)
B - Min. Height (In / mm)	67 ^{3/4"} (1720mm)
C - Width (In / mm)	23 ^{7/8"} (606mm)

*NOTE

Recommend 2" (50mm) gap either side of the appliances

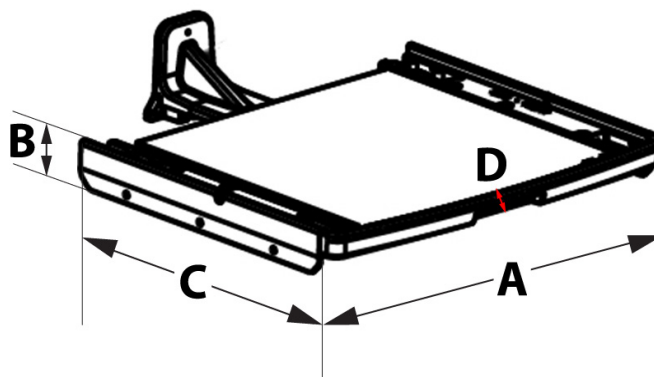
Recommend minimum 1" (25mm) clearance above the dryer



Stacking Kit With Pull-Out Shelf - Installation Details

KIT-ST2 - PRODUCT DIMENSIONS

A - Width (In / mm)	23 ^{7/8"} (606mm)
B - Height (In / mm)	2 ^{5/8"} (67mm)
C - Depth - Shelf Closed (In / mm)	23 ^{13/16"} (605mm)
C - Depth - Shelf Open (In / mm)	36 ^{5/8"} (930mm)
D - Height - Without Overhang (In / mm)	1 ^{3/8"} (35mm)



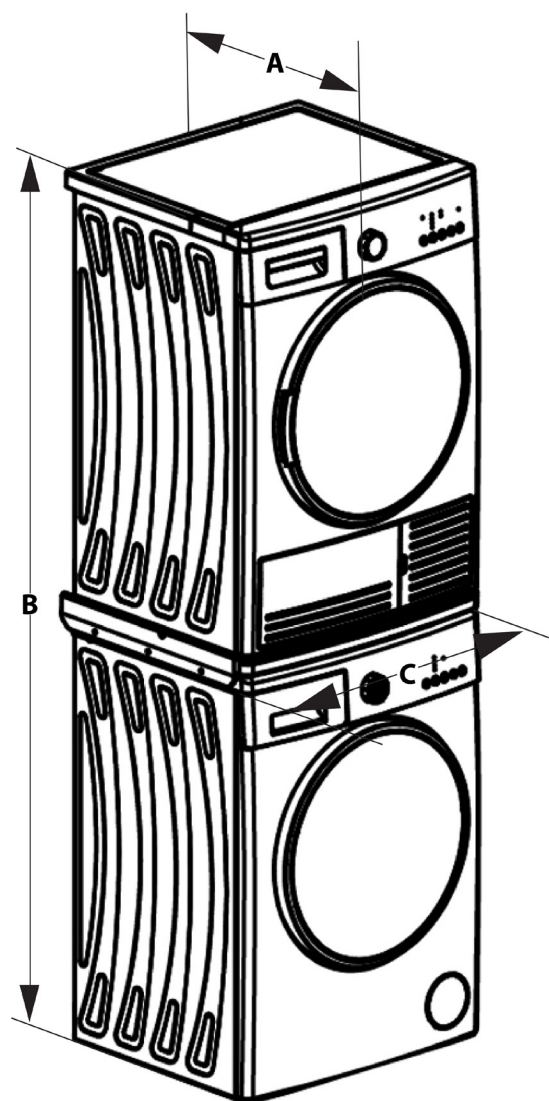
KIT-ST2 - INSTALLATION DIMENSIONS

A - Min. Depth from wall to front of door (In / mm)	25" (635mm)
A - Min. Depth from wall to front of door open (In / mm)	42" (1070mm)
B - Min. Height (In / mm)	67 ^{3/4"} (1720mm)
C - Width (In / mm)	23 ^{7/8"} (606mm)

*NOTE

Recommend 2" (50mm) gap either side of the appliances

Recommend minimum 1" (25mm) clearance above the dryer



Other Product Downloads Available at aeg-appliances.ca



WARRANTY INFORMATION

AEG Appliances are designed and manufactured to the highest standards. Each appliance is covered by a comprehensive 2-year parts and labour warranty. Refer to product warranty policy for complete terms and conditions.

FOR PARTS & SERVICE

Euro-Parts & Service

39822 Belgrave Road, Belgrave, ON. N0G 1E0 1 866 722 2262
www.euro-parts.ca • parts@euro-parts.ca • service@euro-parts.ca

AEG appliances are imported and distributed in North America by Euro-Line Appliances Inc. For more information, please visit one of our showrooms or www.ela.ca / www.elawest.ca

EURO-LINE APPLIANCES INC.

871 Cranberry Court Oakville, ON L6L
6J7 Canada
905.829.3980
1-800.421.6332
info@ela.ca

EURO-LINE APPLIANCES INC.

101-1014 Homer Street Vancouver, BC
V6B 2W9 Canada
604.235.3980
1-855.352.9378
infowest@ela.ca