

UC-15IPO

FEATURES

Pump allows for more flexible install. Unit does not need to be immediately next to drain, a hose can be run and the pump assists the water removal in those situations

Produces up to 50 pounds of octagonal-shaped ice per day; stores 25 pounds at a time

Produces ice in temperatures up to 100 degrees Fahrenheit

Locks in cold air to ensure freshness with magnetic door seals

Set the two, four, and eight-hour delay to temporarily stop ice production, or pause ice production at the same time every day with auto-delay

Holds built-in ice scoop neatly in the door so it is there when you need it

Accessory stainless-steel panel with pro handle matches perfectly with other outdoor Sub-Zero and Wolf products.

ACCESSORIES

Cleaner For Undercounter Ice Maker

Sanitizer For Undercounter Ice Maker

Stainless Steel Kickplate

15" Outdoor Stainless Steel Door Panel with Pro Handle

Accessories are available through an authorized dealer.
For local dealer information, visit subzero-wolf.com/locator.



PRODUCT DETAILS

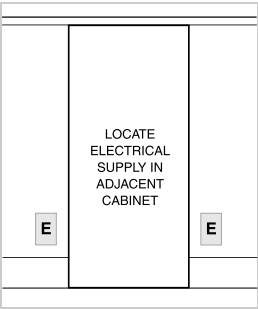
FREEZER

- LED lighting
- Built-in ice scoop

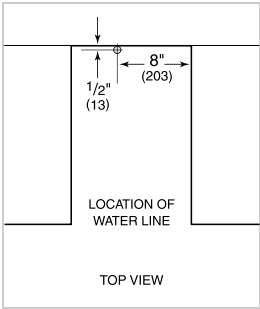
PRODUCT SPECIFICATIONS

Model	UC-15IPO
Dimensions	14 3/4"W x 33 5/8"H x 23"D
Weight	123 lbs
Electrical Supply	115 VAC, 60 Hz
Electrical Service	15 amp dedicated circuit
Plumbing Supply	1/4" OD copper, braided stainless steel or PEX tubing
Plumbing Pressure	20–80 psi
Receptacle	3-prong grounding-type, GFCI

ELECTRICAL



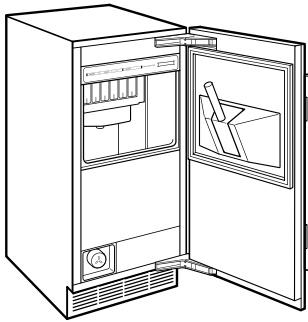
PLUMBING



ICE MAKER DRAIN Ice maker models can be ordered with or without a drain pump. Models without a pump will drain water by gravity. A drain must be provided for all models.

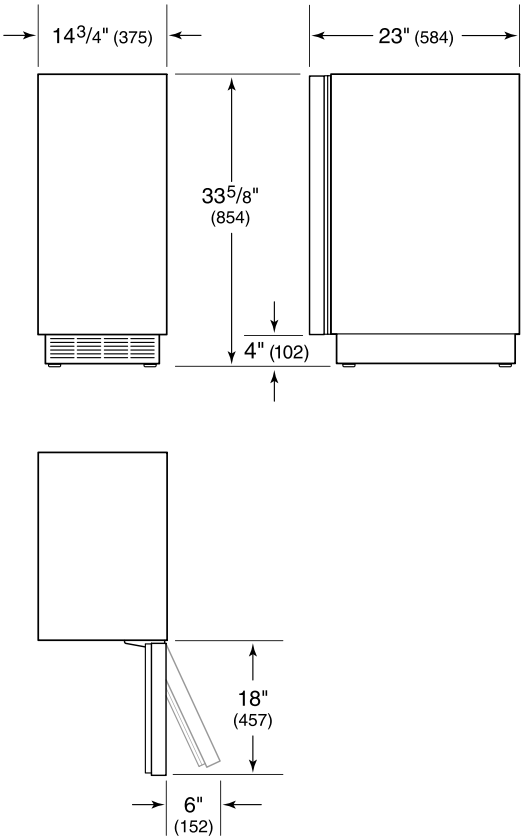
NOTE: Dimensions in parenthesis are in millimeters unless otherwise specified

INTERIOR VIEW

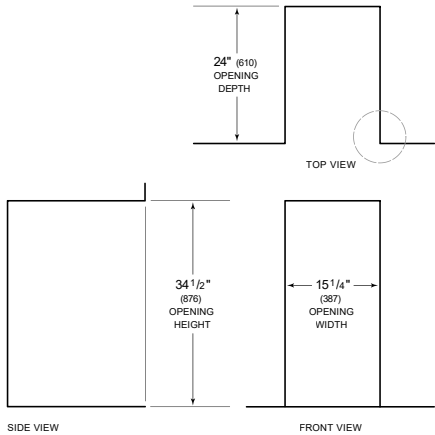


This illustration is intended for interior reference only and may not represent the exterior of the model being specified.

DIMENSIONS



STANDARD INSTALLATION



NOTE: 3 1/2" (89) finished returns will be visible and should be finished to match cabin

