

GLIDE-24-2

24" Fully Integrated Glide-Out Range Hood, Vented



AVAILABLE FINISHES / COLOUR OPTIONS



GLIDE-24-2
Stainless Steel / Powder Coated Grey

KEY FEATURES

Under Cabinet Glide Out Style

Hidden and built over the cooktop, this discrete hood is only visible when in use. It can be smoothly pulled out to activate the extractor while cooking, and pushed back into place when idle, offering a classic, contemporary finish to your kitchen.

2 Fan Speeds

The two fan speeds provide great performance that allow you to adjust the ventilation to meet your needs and removes smoke, grease, odours, and moisture.

300 CFM Motor

The powerful motor quickly clears your kitchen of unwanted air pollution

LED Lighting

Enjoy powerful illumination of your cooking surface with two long lasting, energy efficient, and bright LED lights.

Electronic Rocker Switch Buttons

On / Off and High / Low electronic switch buttons make it easy to manage the light and fan adjustments.

Dishwasher-Safe Honeycomb Filters

Make cleanup easy with dishwasher safe honeycomb grease filters that help keep the kitchen clean of unwanted grease and odours.

Fully Customizable Front Trim / Panel

Front handle trim can easily be integrated into your kitchen décor with accessory kit panels or fully customize for your own kitchen.

GENERAL PROPERTIES

Under cabinet Glide-out range hood

Stainless-steel/Powder coated gray

Ducted/Vented

RANGE HOOD FEATURES

2 x LED lights

3 speed adjustment

Electronic rocker switch buttons

Quiet (65dB) 300 CFM motor

2 x Dishwasher safe honeycomb filter

Stainless-steel handle (can be replaced with your cabinetry)

6" Duct adaptor included

TECHNICAL DETAILS

Electrical Requirements: 110/120V / 60 Hz / 15 Amp

Rated Input Power: 132 Watts

Motor Power: 130 Watts

Lighting Power: 2 x 1 Watts

*Supplied with a 5ft long electrical cable.

DIMENSIONS & WEIGHT

Product Dimensions - W/H/D (In/mm)

23^{17/32"} / 8^{5/16"} / 11^{1/16"}

(598mm / 211mm / 281mm)

Cut-Out Dimensions - W/H/D (In/mm)

min. 23^{5/8"} - max. 24" / 8^{3/8"} / min. 12"

(min. 600mm - max. 610mm / 213mm / 305mm)

Handle Replacement Dimensions - W/H (In/mm)

23^{17/32"} / 1^{5/8"}

(598mm / 42mm)

Net Weight: 7.1kg (15 lbs.)

Gross Weight: 8.2kg (18 lbs.)

GLIDE-24-2



Installation Details

PRODUCT DIMENSIONS (INCH/MM)

Width: 23^{17/32}" / **Height:** 8^{5/16}" / **Depth:** 11^{1/16}"

Width: 598mm / **Height:** 211mm / **Depth:** 281mm

HANDLE REPLACEMENT DIMENSIONS (INCH/MM)

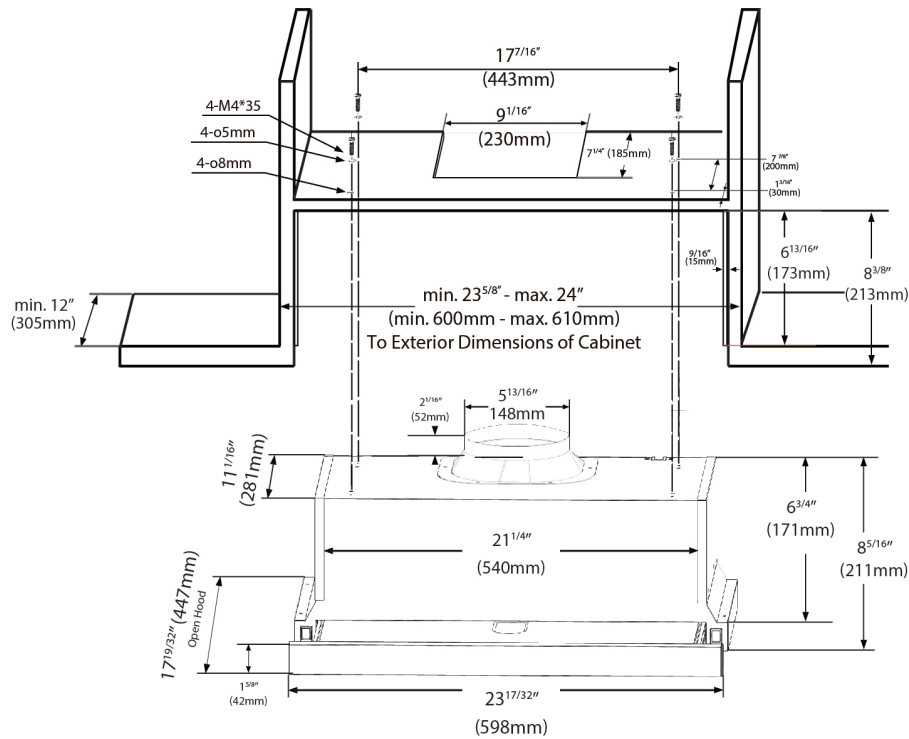
Width: 23^{17/32}" / **Height:** 1^{5/8}"

Width: 598mm / **Height:** 42mm

CUT-OUT DIMENSIONS (INCH/MM)

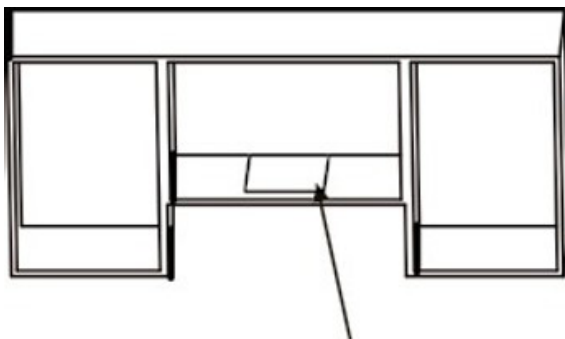
Width: min. 23^{5/8}" - max. 24" / **Height:** 8^{3/8}" / **Depth:** min. 12"

Width: min. 600mm - max. 610mm / **Height:** 213mm / **Depth:** 305mm

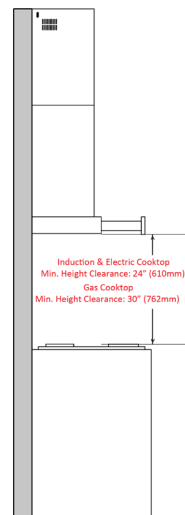


CABINET PREPARATION FOR HOOD SUPPORT

- The range hood should be mounted at a minimum distance of 24" from an electric or induction cooktop, and a minimum distance of 30" above a gas cooktop for safety and optimum performance.
- To install the hood with a duct, you will need to provide a hole for the duct.
- Please use the template provided to correctly place the hole.



RECOMMENDED CABINET MINIMUM CLEARANCE



For optimal performance, the distance from the cooking surface to the bottom of the range hood should be between 24" and 30", unless otherwise noted. DO NOT install a range hood less than 24" above cooking surface.

*Minimum. 24" clearance space must be present between an electric or induction cook-top and the range hood, 30" min clearance is required above gas cook-tops.

***See User Manual for detailed installation instructions.**



WARRANTY INFORMATION

Porter & Charles Appliances are designed and manufactured to the highest standards. Each appliance is covered by a comprehensive 2-year parts and labour warranty. Refer to product warranty policy for complete terms and conditions.

FOR PARTS & SERVICE

Euro-Parts & Service
39822 Belgrave Road, Belgrave, ON. N0G 1E0 1 866 722 2262
www.euro-parts.ca • parts@euro-parts.ca • service@euro-parts.ca

Porter & Charles appliances are imported and distributed in North America by Euro-Line Appliances Inc. For more information, please visit one of our showrooms or www.ela.ca

EURO-LINE APPLIANCES INC.

871 Cranberry Court, Oakville, ON
L6L 6J7 Canada
905.829.3980
1-800.421.6332
info@ela.ca

EURO-LINE APPLIANCES INC.

101-1014 Homer Street, Vancouver, BC
V6B 2W9, Canada
604.235.3980
1-855.ELA.WEST (352.9378)
infowest@ela.ca