

STU8633



Product Family	Dishwashers
Commercial width	60 cm
Commercial height	86 cm
Installation	Fully-integrated built-in
N° baskets	3, FlexiDuo
Motor	Single phase
EAN code	8017709303655



Programs / Functions



N. of programmes	10+1	1/2 load	Yes
Washing temperatures	38, 45, 50, 55, 65, 70, 75 °F	Delicate	Yes
Soak	Yes	Auto	Yes
Express 27'	Yes	Crystal & China	Yes
Mix	Yes	Eco express	Yes
Self clean	Yes	Pots & Pans	Yes
Sterilise	Yes		

Options



Dry Assist option	Yes	Special programs option	Yes
Delay timer option	Up to 24 hours		

Baskets



Basket colour	Grey	Lower Basket	With 4 foldable racks
Upper Basket	With 3 foldable racks	Lower basket with anti-drip inserts	Yes
Height adjustment of the upper basket	On three levels (5 cm)	Largest loadable dish in lower basket	35,0 inches
Sliding Guides Extra Glide	Yes	Colour Inner Components	Blue
Largest loadable dish in upper basket	18,0 inches		

Cutlery basket

Yes

Technical Features

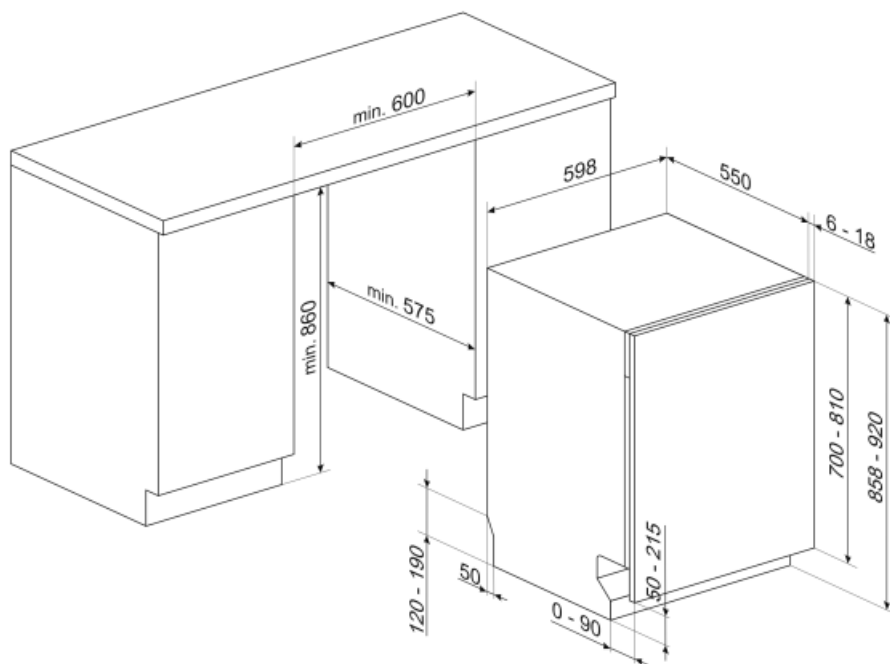


Width (mm)	23 9/16 "
Depth (mm)	21 5/8 "
Display type	LED display (3 digit)
Product Height (mm)	33 3/4 "
Display	Delayed start, Programme time indicator, Time to end indication
Programme graphics	Symbols
Salt light indicator	Light
Rinse aid indicator	Light
End of cycle indicator	ActiveLight
Washing system	Planetarium
Third spray arm	Single
Water softener	With electronic setting
Turbidity sensor	Yes
Aquatest	
Flood protection system	Total Acquastop

Max water hardness	100°FH;58°dH
Drying system	Natural condenser drying, with Dry Assist automatic door opening system at the end of the cycle
Internal light	With White led
Tube material	Stainless steel
Filter	Stainless steel
Concealed heating element	Yes
Hinges	Self balancing, Sliding, FLEXIFIT
Min. and max. frontal panel weight	2 - 10 lbs
Min. and max plinth height	50 - 215 mm
Adjustable feet	7cm, from 860 to 930 mm
Additional gaskets	Yes
Back cover	Yes
Depth of dishwasher with open door (mm)	1186
Top cover	Metallic sheet

Electrical Connection

Plug	(A) USA e Messico	Frequency (Hz)	60 Hz
Connected power	1800 W	Type of connection	Single-phase
Current	13 A	Power supply cable length	140 "
Voltage	115 V		



Not included accessories




KIT86CX-1

Door kit, stainless steel, Canali handle, fully integrated dishwasher h.86 cm
Compatible with models with Flexifit and fixed fulcrum hinges.



KITPL60N

Toekick Kit in Black colour with adjustable height and deepness. Can be installed over all the fully integrated and underbench models with variable fulcrum or flexifit hinges.



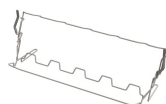
KITPL60B

Toekick Kit in White colour with adjustable height and deepness. Can be installed over all the fully integrated and underbench models with variable fulcrum or flexifit hinges.



KIT86CXF

Classic aesthetics stainless steel panel with 14 mm. handle, specific for fully integrated dishwasher H86 with Flexifit hinges



KITGH

Kit glass holder. It has to be fitted on the first basket but only if there are foldable racks



KITPL60X

Toekick Kit in Stainless Steel with adjustable height and deepness. Can be fitted over all the fully integrated and underbench models with variable fulcrum or flexifit hinges.























KITFLEXI

KITPLV2

Kit extension for dishwasher and washing machine: lenght mt. 2



Symbols glossary (TT)

	Activelight is an led light which projects a red spot onto the floor beneath the dishwasher when the appliance is in use.		The Aquatest sensor is an electronic sensor that measures the degree of water transparency at the end of the initial soaking phase. Based on the values measured, the sensor sets the most suitable programme, thus obtaining the best washing results with the minimum amount of water.
	To improve the drying of dishes without leaving stains.		86 cm high
	Delay Timer: Option to postpone the start of the desired programme by up to 24 hours in order to programme the dishwasher to run at the desired time.		The Dry Assist option ensures optimal drying of the dishes by automatically opening the door at the end of the wash cycle. Reducing the rinse temperature.
	FlexiDuo: The FlexiDuo 3rd cutlery basket allows you to arrange cutlery or small cups, ladles, or bulky utensils however you like: it consists of two separate and moveable modules.		The FlexiFit hinges allow the kitchen panel to slide over the dishwasher door, allowing a minimum kitchen plinth height of 5 cm.
	The ExtraGlide guides system makes the second basket run even smoother and softer. It facilitates movement even when fully loaded, and thanks to the increased excursion, facilitates the insertion of dishes into the basket.		Noise Level: Excellent insulation and special devices keep noise to a minimum.
	The Planetarium washing system, with high rotations per minute, guarantees complete coverage of the tank, thanks to the simultaneous rotation of base and sprayers, and excellent washing results.		Delicate: Delicate washing program is designed for delicate dishes which are not heavily soiled.
	1/2 load: This program is designed for washing dishes not heavily soiled with partial load of the dishwasher.		Delicate: Delicate washing program is designed for delicate dishes which are not heavily soiled.
	Mix: The Mix programme is suitable for mixed crockery and everyday pots and pans, without any particular incrustation.		Soak programme: The soak programme provides a rinse to prevent dirt from drying.
	Express 27': The Express 27' programme is a quick wash cycle, at low temperatures, for lightly soiled dishes.		13 place settings: Number of place settings.
	Total Acquastop: In addition to the partial Acquastop protection present in all Smeg dishwashers, some models have an electronic device fitted to the water intake hose, which monitors water levels in the machine, detects leaks in the hose and switches off the water supply immediately when necessary.		System WaterSave ensures the best washing results with minimal water consumption depending on the model of dishwasher.



Dishwasher cleaning cycle. The cycle should be started with the machine empty, without dishes. It is recommended to run the program every 2-3 months, using special dishwasher detergents.



STERYL 75°: Intensive wash cycle ideal for plates, pots, pans, cutting boards, feeding bottles.



Allows you to enable additional programs when selected together with any wash cycle. After having selected the required wash cycle, press the button (